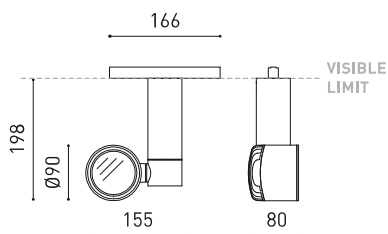


Zen Tube 48V

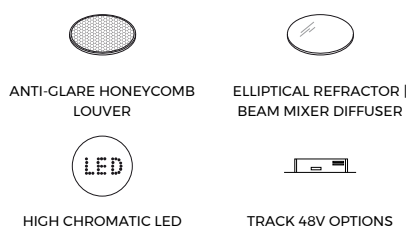
ARKOSLIGHT



Dimensions



Accessories



Awards



PRODUCT

Name	ZEN TUBE 48V SHORT 1 16° 2700K WTW
Reference	A3411110WTW-S
Color	Textured white - White track
RAL	9016
Category	TRACK LIGHTS

LIGHT SOURCE

Type	LED
Gross luminous flux	1580 lm
Colour temperature	2700 K
Chromatic stability	MacAdam Step 2
Colour Rendering Index	CRI>90
Power	12 W
Efficacy	132 lm/W
LED lifespan	L90B10 >55.000h
Energy efficiency class	E

LIGHTING FIXTURE | PHOTOMETRIC DATA

Lighting efficiency	90%
Light beam angle	16°

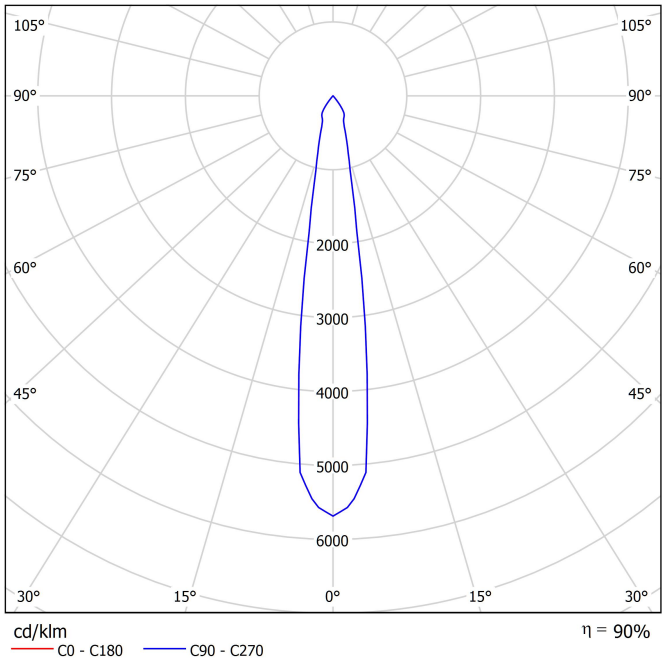
LIGHTING FIXTURE | ELECTRICAL DATA

Power values of the system	12,92 W
Dimming	No Dim
Electrical insulation class	II

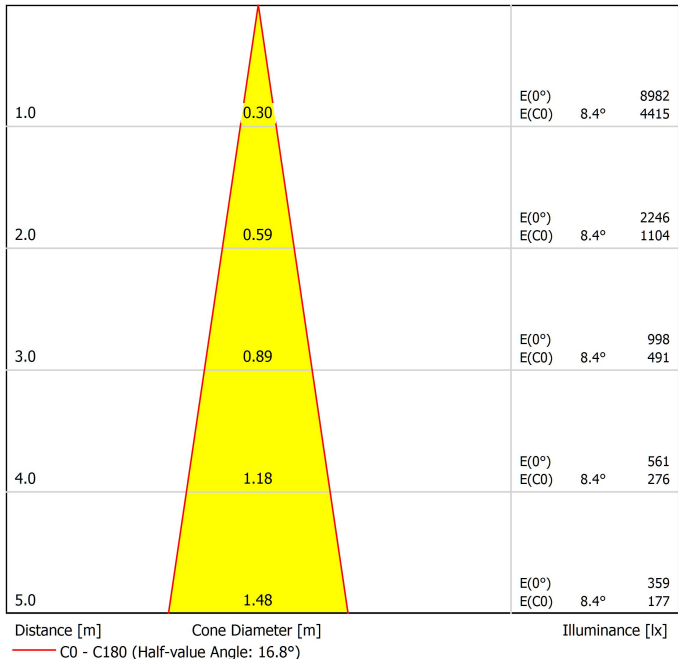
OTHER DATA


Sealing	IP20
Wireless control	Please Consult
Swivel angle	270°
Rotation angle	360°
Track type	Track 48V
Weight	835 g
Packaged weight	1005 g
Packaging dimensions	274 x 228 x 98 mm
Units per package	1
Materials	Aluminium / Glass-Trans

Polar diagram



Conical diagram





PRODUCT	
Model	Anti-glare Honeycomb Louver
Reference	07020200
Category	Accessories
NOT SOLD SEPARATELY.	



Anti-glare Honeycomb Louver

Accessory featuring a honeycomb structure designed to control the light beam, reduce glare, and prevent direct exposure to the light source.



	PRODUCT
Model	Elliptical Refractor
Reference	07000800
Category	Accessories
NOT SOLD SEPARATELY.	

Elliptical Refractor

Lens that modifies the shape of the light beam through refraction, generating an elliptical distribution. Ideal for illuminating elongated surfaces such as corridors, shelves, or walls.



PRODUCT	
Model	Beam Mixer Diffuser
Reference	08050200
Category	Accessories

NOT SOLD SEPARATELY.

Beam Mixer Diffuser

The beam mixer diffuser reduces irregularities and distortions caused by parabolic, Fresnel lenses, or TIR collimators, ensuring a more uniform light distribution without significantly increasing beam length.

Vivid Model Colour Temperature	2700K	3000K	3500K	4000K	Light Pink
 Reading			●	●	
 Fruits & Vegetables		●	●		
 Bakery	●				
 Retail		●	●		
 Cosmetics			●	●	
 Meat					●
 Fish				●	
 Seafood				●	●

High Chromatic LED

For commercial product showcasing.

Arkoslight offers, in some of its products, the possibility to incorporate a special LED designed to enhance the visual presentation of goods and products for commercial purposes.

This high-chromaticity LED is selected to highlight tones that encourage a positive psychological perception of the illuminated object.

The light source provides a more attractive and intense colour palette than a conventional LED. This is achieved through a specific LED configuration under a "special saturation parameter," allowing colours and textures to appear more vivid within the visible spectrum.

The diode and its phosphor coating are carefully selected for each application.

Track 48V Surface Short

ARKOSLIGHT

48V track lighting systems are low-voltage lighting solutions based on electrified tracks. The track serves both as a physical structure and as a power carrier, allowing light modules to be placed and repositioned as needed, offering flexibility, safety, and energy efficiency. Ideal for projects that demand minimalist design, high performance, and adaptability. To configure your 48V system, you'll need to combine the following components:

- 1. Tracks – Available in surface, trimless, surface short, suspended (using suspension accessories with the surface track), and indirect light versions. They form the structural and electrical base of the system.
- 2. Connectors & Power Supply – Ensure electrical continuity between track sections and provide the 48V power input.
- 3. Accessories – Including end caps, joiners, mounting elements, and optional installation accessories to complete and secure the setup.

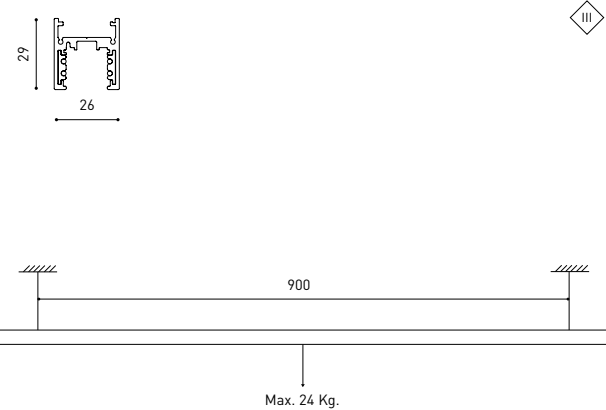


Track Options

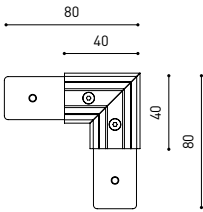
Choose the track version required for your project configuration.

TRACK 48V SURFACE SHORT 1m	A338-21-00- NT WT
TRACK 48V SURFACE SHORT 2m	A338-22-00- NT WT
TRACK 48V SURFACE SHORT 3m	A338-23-00- NT WT

TRACK 48V SURFACE SHORT Corner 90° One Plane	A338-24-00- NT WT
TRACK 48V SURFACE SHORT T-Joint	A338-25-00- NT
TRACK 48V SURFACE SHORT X-Joint	A338-26-00- NT

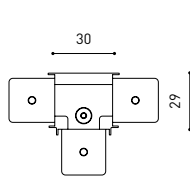


Corner 90° One Plane



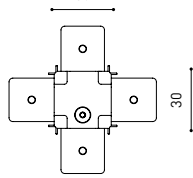
Straight joiner included

T-Joint



Straight joiner included

X-Joint



Straight joiner included

Complementary track accessories

Use end caps, joiners, and gap covers to connect, close, and cleanly finish your track setup.

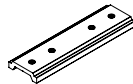
Short End 48V
A338-00-18- NT WT



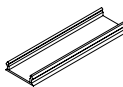
Short End Feed 48V
A338-00-19- NT WT



Surface Straight Joiner 48V
A338-00-11



Cover Gap 1m 48V
A338-00-30- N W

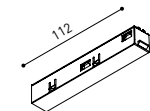


COLOUR | NT ■ RAL 9005 | WT □ RAL 9016 | N ■ RAL 9005 |

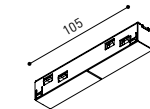
Connector options

Connectors are required to provide electrical continuity between tracks, ensuring an uninterrupted 48V flow.

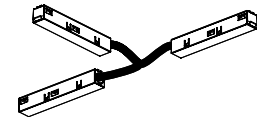
Live-End Connector 48V
A338-00-01- | N |



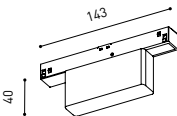
Central Connector 48V
A338-00-02- | N |



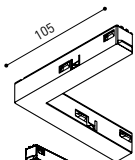
T-Joint Connector 48V
A450-00-07- | N |



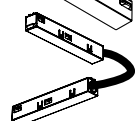
Wireless Control 48V
0434-01-31- | N | W | Casambi



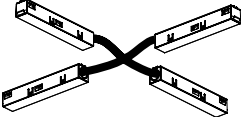
Corner 90° Connector One Plane 48V
A338-00-24- | N | W |



L-Joint Connector 48V
A338-00-12- | N |



X-Joint Connector 48V
A450-00-08- | N |



Power Supply Options

Select the appropriate power feed to deliver 48V to the system based on your track layout and installation type.

For all tracks

Constant Voltage
LED POWER SUPPLY

	P	V	D (A x B x C)
0434-01-61* N W	100W	48V	298 x 19 x 16mm
0434-01-62	150W	48V	350 x 30 x 18mm
0434-01-80	250W	48V	400 x 40 x 22mm

220 V~
240 V~ | *To be installed inside the track.



DROP VOLTAGE TABLE

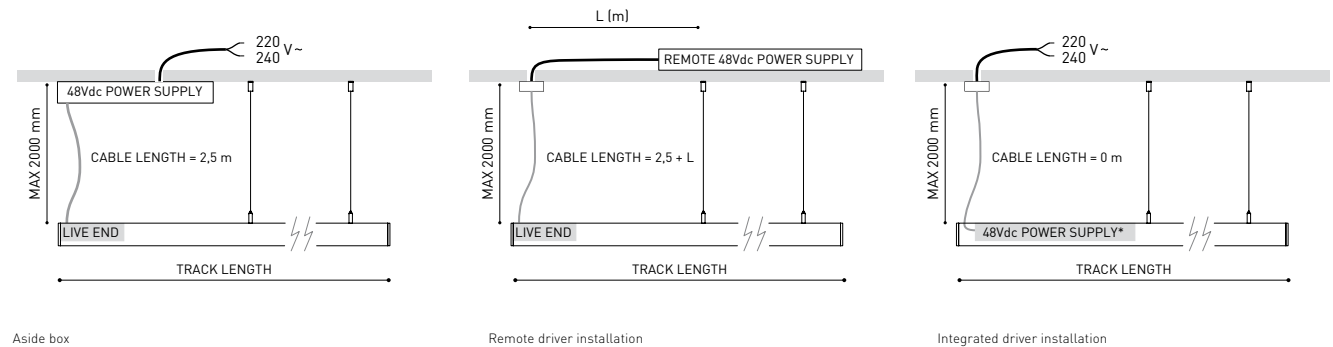
		CABLE LENGTH (m)			
		5	10	20	30
POWER (W)	CABLE SECTION (mm²)	TRACK LENGTH (m)			
		50	50	40	25
100	0,75	50	50	X	X
	1,5	50	50	40	25
150	0,75	40	15	X	X
	1,5	50	40	20	X
250	0,75	20	X	X	X
	1,5	35	20	X	X

Connection diagrams:

Surface



Suspension



COLOUR | N ■ RAL 9005 |

Other accessories

Suspension components

For a suspended configuration, use surface components together with the following accessories:

SURFACE Suspension Kit (2 units) 48V

A338-00-15- | NT | WT |

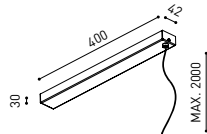


For suspension aside box installation replace the power supply:

Wired Power Supply Case 48V

A338-00-25- | NT | WT | 150W NO DIM

A338-00-26- | NT | WT | 150W DIM

220
240 V~
INCL

Required for remote or integrated driver installation:

Suspension Feed Kit 48V

A338-00-16- | N | W | NO DIM

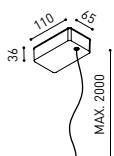
A338-00-17- | N | W | DIM

For remote power supply

A338-00-27- | N | W | NO DIM

A338-00-28- | N | W | DIM

For power supply inside the track



Wire trimless accessories

For installing the suspension system cleanly and discreetly — with no visible ceiling boxes or mounting elements.

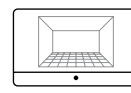
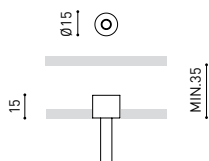
FEED

Mains Trimless*

A023-00-01- | W | N | NO DIM

Mains Thick Trimless*

A023-00-02- | W | N | DIM



PRODUCT CONFIGURATOR

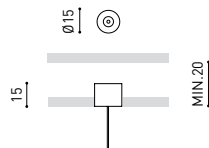
Use our online configurator to design your own custom product layout. The tool will guide you through the process and automatically calculate the required drivers and accessories.

[Start your configuration →](#)

FASTENING

Steel Cable Trimless*

A023-00-05- | W | N |



* As many pieces as needed according to your product

COLOUR | NT ■ RAL 9005 | WT □ RAL 9016 | N ■ RAL 9005 | W □ RAL 9016 |



Fuente de luz (LED) reemplazable por un profesional autorizado

Replaceable (LED only) light source by an authorized professional.

Source lumineuse (LED) remplaçable par un professionnel agréé

Sorgente luminosa (LED) sostituibile da parte di un professionista autorizzato

Austauschbare (LED) Lichtquelle durch einen autorisierten Fachmann



Equipo de control reemplazable por un profesional autorizado

Replaceable control gear by an authorized professional

Dispositif de commande remplaçable par un professionnel agréé

Alimentatore sostituibile da parte di un professionista autorizzato

Auswechselbares Betriebsgerät durch autorisierten Fachmann

Instrucciones para el final de vida y la eliminación de los componentes:

Instructions on end-of-life and component disposal:

Instructions pour la gestion des composants en fin de vie et leur mise au rebut :

Istruzioni per il fine vita e lo smaltimento dei componenti:

Anweisungen zur entsorgung der Leuchtenkomponenten:



Interrumpir la alimentación del aparato
Cut the power supply to the luminaire
Couper l'alimentation du luminaire
Interrompere l'alimentazione dell'apparecchio
Stromversorgung der Leuchte unterbrechen



Quitar la(s) fuente(s) de luz para el desecho
Remove light source(s) for disposal
Retirer la (les) source(s) lumineuse(s) pour l'élimination
Rimuovere la/le sorgente/e di luce per lo smaltimento
Lichtquelle(n) zur Entsorgung entfernen



Quitar la batería para el desecho
Remove the battery for decommissioning
Retirer la batterie pour sa mise au rebut
Rimuovere la batteria per la dismissione
Die Batterie ordnungsgemäß entsorgen



Quitar el equipo de control para el desecho
Remove control gear for disposal
Retirer le dispositif de commande pour l'élimination
Rimuovere l'alimentatore per lo smaltimento
Betriebsgerät zur Entsorgung ausbauen

Enviar los materiales a un centro de recogida RAEE
Send the materials to a WEEE collection centre
Envoyer les matériaux dans une déchetterie DEEE
Inviare i materiali ad un centro di raccolta RAEE
Die Materialien in einem WEEE-Zentrum entsorgen

