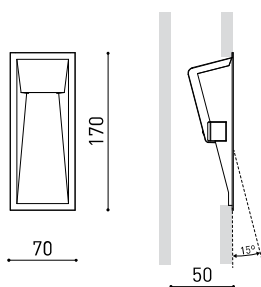




Dimensions



Accessories



CONCRETE BOX ACCESSORY

PRODUCT

Name	WALLY 4000K W
Reference	A3530012W
Color	White
RAL	Colour in the mass looks alike RAL 9016
Category	WALL

LIGHT SOURCE

Type	LED
Gross luminous flux	290 lm
Colour temperature	4000 K
Chromatic stability	MacAdam Step 2
Colour Rendering Index	CRI>90
Power	2,1 W
Current	250 mA
Efficacy	138 lm/W
LED lifespan	L90B10 >55.000h
Energy efficiency class	F

LIGHTING FIXTURE | PHOTOMETRIC DATA

Lighting efficiency	23%
Light beam angle	73°

LIGHTING FIXTURE | ELECTRICAL DATA

Driver	Included
Power values of the system	3,16 W
Frequency	50/60 Hz
Dimming	No Dim
Electrical insulation class	□

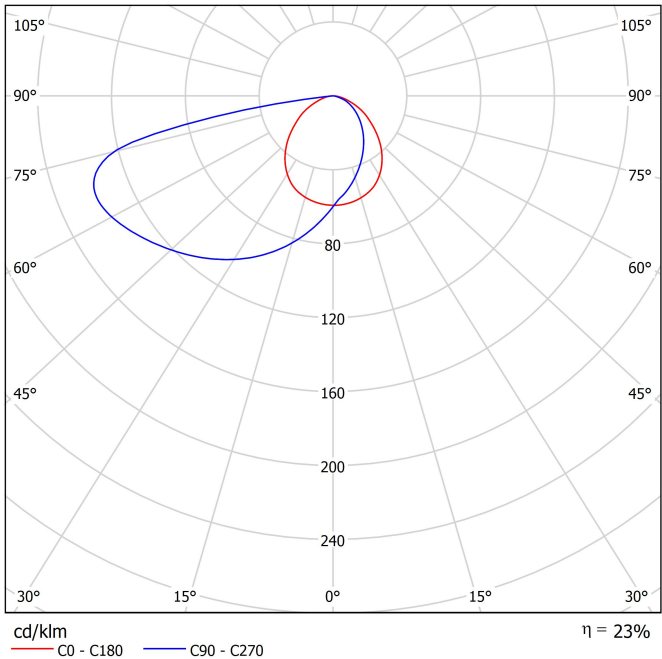
OTHER DATA

Sealing	IP20
Recess measurements	62 x 162 mm
Weight	160 g
Packaged weight	190 g
Packaging dimensions	180 x 78 x 55 mm
Units per package	1
Materials	Aluminium / Polycarbonate

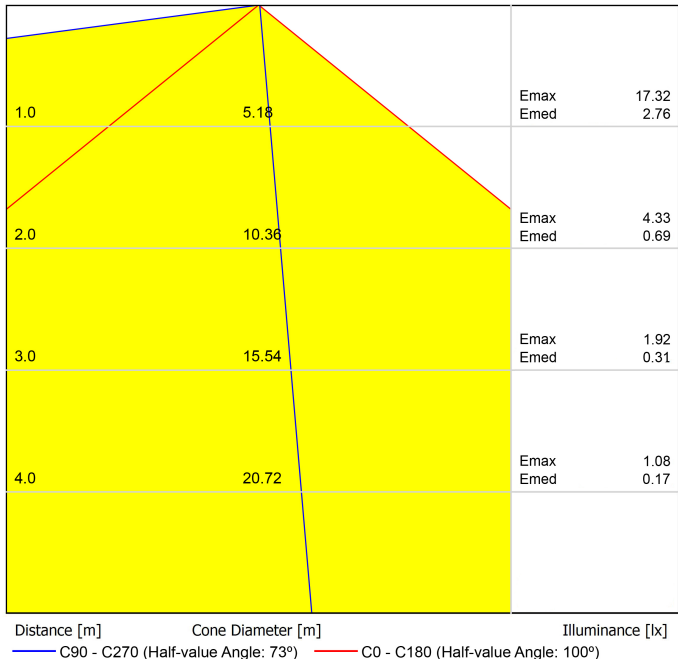


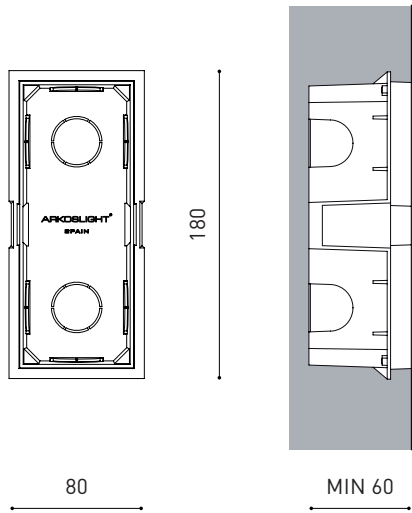
Wally is a floor wash light with geometrical and architectural shapes. It has been designed in one single piece so that it fits perfectly in the wall, with a clean visual transition between planes, with no division lines. Its ultrafine frame helps it to blend visually with the installation surface, illuminating corridors, stairs and transit areas with total discretion.

Polar diagram



Conical diagram





	PRODUCT
Model	Wally Concrete box Accessory
Reference	A353-90-00
Category	Accessories



Concrete recessed box

Wally's auxiliary box allows it to be installed inside concrete walls.
(It is not needed when installed in cardboard or plaster walls).
This accessory can be purchased independently, for the subsequent placement
of Wally once the works have been finished.



Fuente de luz (LED) reemplazable por un profesional autorizado

Replaceable (LED only) light source by an authorized professional.

Source lumineuse (LED) remplaçable par un professionnel agréé

Sorgente luminosa (LED) sostituibile da parte di un professionista autorizzato

Austauschbare (LED) Lichtquelle durch einen autorisierten Fachmann



Equipo de control reemplazable por un profesional autorizado

Replaceable control gear by an authorized professional

Dispositif de commande remplaçable par un professionnel agréé

Alimentatore sostituibile da parte di un professionista autorizzato

Auswechselbares Betriebsgerät durch autorisierten Fachmann

Instrucciones para el final de vida y la eliminación de los componentes:

Instructions on end-of-life and component disposal:

Instructions pour la gestion des composants en fin de vie et leur mise au rebut :

Istruzioni per il fine vita e lo smaltimento dei componenti:

Anweisungen zur entsorgung der Leuchtenkomponenten:



Interrumpir la alimentación del aparato
Cut the power supply to the luminaire
Couper l'alimentation du luminaire
Interrompere l'alimentazione dell'apparecchio
Stromversorgung der Leuchte unterbrechen



Quitar la(s) fuente(s) de luz para el desecho
Remove light source(s) for disposal
Retirer la (les) source(s) lumineuse(s) pour l'élimination
Rimuovere la/le sorgente/e di luce per lo smaltimento
Lichtquelle(n) zur Entsorgung entfernen



Quitar la batería para el desecho
Remove the battery for decommissioning
Retirer la batterie pour sa mise au rebut
Rimuovere la batteria per la dismissione
Die Batterie ordnungsgemäß entsorgen



Quitar el equipo de control para el desecho
Remove control gear for disposal
Retirer le dispositif de commande pour l'élimination
Rimuovere l'alimentatore per lo smaltimento
Betriebsgerät zur Entsorgung ausbauen

Enviar los materiales a un centro de recogida RAEE
Send the materials to a WEEE collection centre
Envoyer les matériaux dans une déchetterie DEEE
Inviare i materiali ad un centro di raccolta RAEE
Die Materialien in einem WEEE-Zentrum entsorgen

