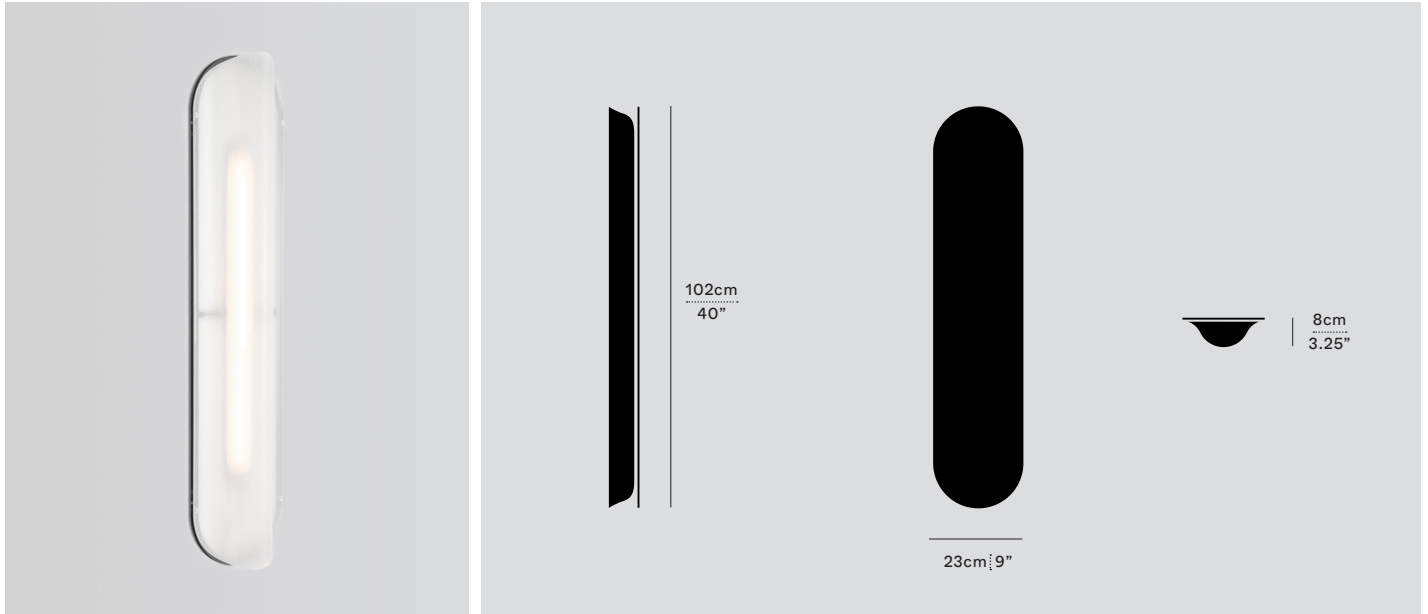


Designed by Caine Heintzman

2021



VAL-1-CW-ANT-27-ELV-120

A-N-D.COM

## TYPE

Ceiling/Wall

## DIMENSIONS

102cm x 8cm x 23cm / 40" x 3.25" x 9"

## POWER OPTIONS NORTH AMERICA

- Coverplate
- Mounts to standard depth octagon box
- Remote power supply for multiple Vale arrangements

## POWER OPTIONS WORLD MARKET

- Surface mounted
- Remote power supply only

## 3D MODELS ON A-N-D.COM

REVIT, IES, DWG, 3DS, Rhino, Sketchup

## MATERIALS

Aluminum, Acrylic

## TECHNICAL INFORMATION

### Input Voltage

110-120V, 220-240V, 110-277V

### Lamping

Integral 10W 24V DC LED  
CRI 90+, 50,000 hours

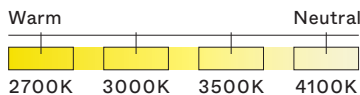
### Lumens

694 lumens delivered

### Controls

Phase dimming, 0-10V, DALI

## COLOUR TEMPERATURE OPTIONS




## DIM TO WARM




## MANUFACTURED

Canada

## FRAME FINISHES



## LENS FINISH



For custom finishes, please inquire.



## CERTIFICATIONS



Application: dry indoor location only

SERIES	UNIT	TYPE	FINISH	CCT	PS	VOLTAGE IN
VAL	<input type="checkbox"/> 1	CW	<input type="checkbox"/> ANT (ANTHRACITE) <input type="checkbox"/> SIL (SILICA) <input type="checkbox"/> RST (RUST)	<input type="checkbox"/> 27 (2700K) <input type="checkbox"/> 30 (3000K) <input type="checkbox"/> 35 (3500K) <input type="checkbox"/> 41 (4100K) <input type="checkbox"/> DW (DIM TO WARM)	<input type="checkbox"/> ELV <input type="checkbox"/> 010 <input type="checkbox"/> DAL	<input type="checkbox"/> 120 <input type="checkbox"/> 230 <input type="checkbox"/> 277*

\*277 only available with 010

## POSSIBLE ORIENTATIONS

The Vale Ceiling/Wall suspends horizontally or vertically on the ceiling or wall.

