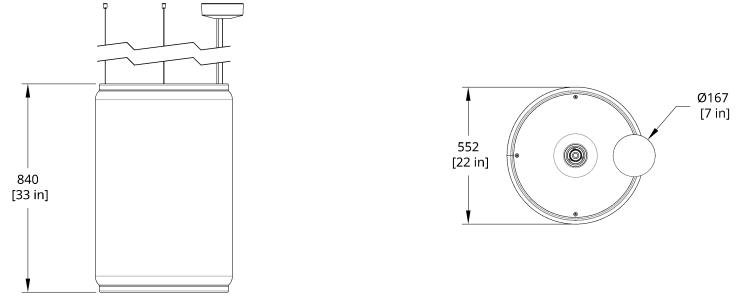


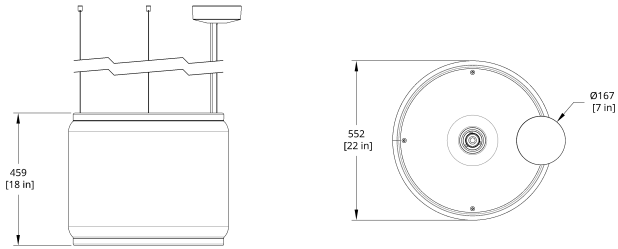
PRODUCT WEIGHT

W 20 x H 15: 12 lb / 5.5 kg, W 20 x H 30: 20 lb / 9 kg, W 40 x H 15: 25 lb / 11.3 kg, W 40 x H 30: 40 lb / 18 kg

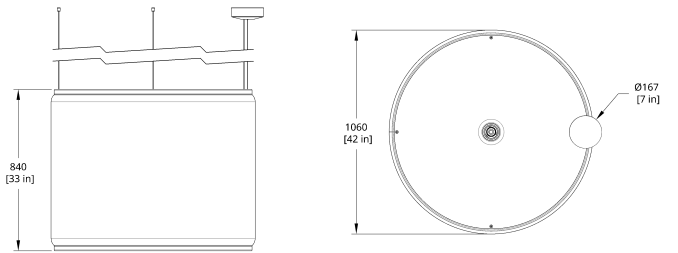
Spool Pendant 20Wx30H



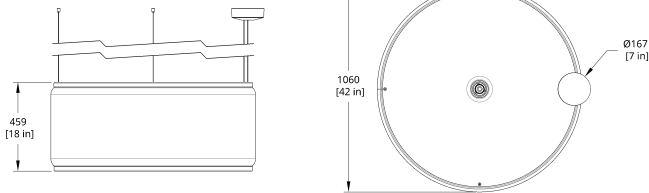
Spool Pendant 20Wx15H



Spool Pendant 40Wx30H



Spool Pendant 40Wx15H



Spool Sound Absorption Performance (40Wx30H)

