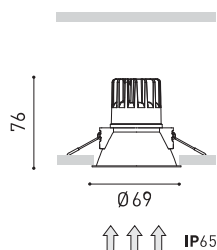




## Dimensions



## Accessories



ADD-ON BEZEL EXCLUDED.  
NOT COMPATIBLE.

## Awards



Name	SWAP S RT 2012 5W 3500K Z
Reference	A4121113Z
Color	Aluminium
RAL	9006
Category	CEILING RECESSED

### PRODUCT

Type	LED
Gross luminous flux	705 lm
Colour temperature	3500 K
Chromatic stability	MacAdam Step 2
Colour Rendering Index	CRI>90
Power	5 W
Current	150 mA
Efficacy	141 lm/W
LED lifespan	L90B10 >55.000h
Energy efficiency class	E

### LIGHT SOURCE

Lighting efficiency	73%
Light beam angle	36°

### LIGHTING FIXTURE | PHOTOMETRIC DATA

Driver	Included - Fast Connect
Power values of the system	5,83 W
Frequency	50/60 Hz
Dimming	No Dim
Electrical insulation class	□

### LIGHTING FIXTURE | ELECTRICAL DATA

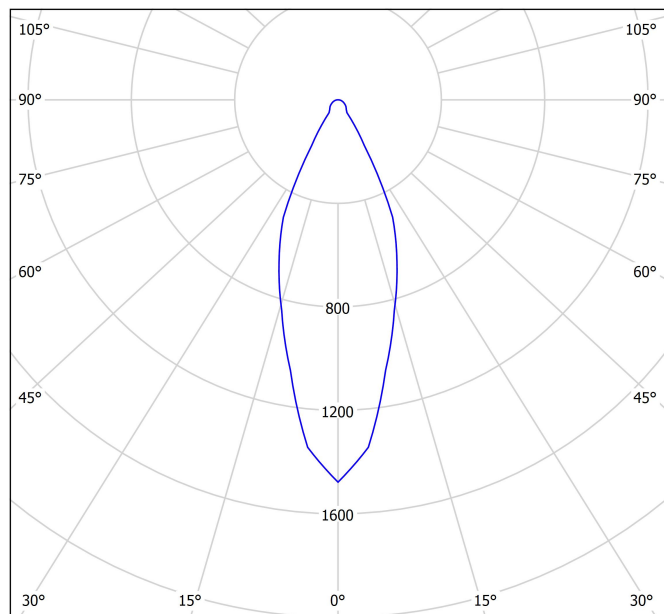
Sealing	IP65
Impact resistance	IK07
Recess measurements	Ø62 mm
Weight	200 g
Packaged weight	233,5 g
Packaging dimensions	94 x 88 x 93 mm
Units per package	1
Materials	Aluminium / Polycarbonate
Compatible avec la norme française RT2012 & BBC	Oui. Recouvrable d'isolant déroulé.

### OTHER DATA



Swap is a ceiling recessed LED spotlight whose main features are its minimalist aspect, its perfect integration into the ceiling, and considerable visual comfort, thanks to the small reflector that is set back with respect to the ceiling plane. When it is switched on, its matte finish shade generates an attractive effect, a discrete circle of light. It includes an add-on bezel that can be used optionally to cover larger recess diameters.

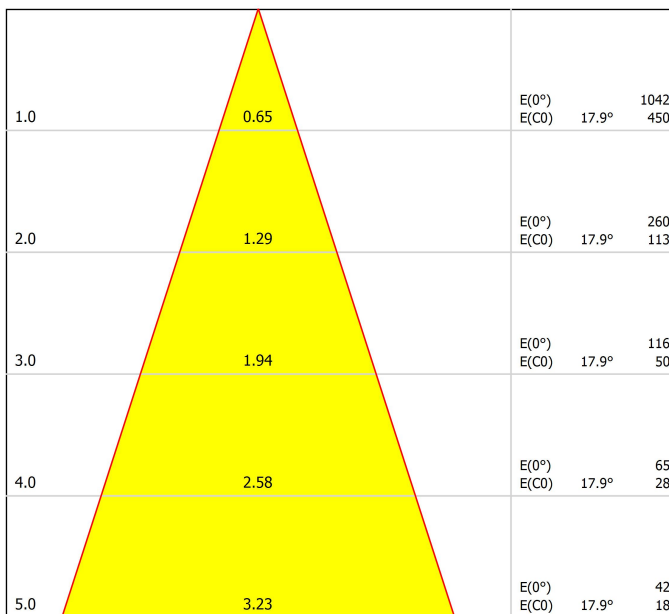
## Polar diagram



cd/klm  
— C0 - C180 — C90 - C270

$\eta = 73\%$

## Conical diagram



Distance [m] Cone Diameter [m] Illuminance [lx]  
— C0 - C180 (Half-value Angle: 35.8°)

## UGR

### Glare Evaluation According to UGR

Room Size		Viewing direction at right angles to lamp axis						Viewing direction parallel to lamp axis					
X	Y												
2H	2H	17.5	18.3	17.8	18.5	18.7	17.5	18.3	17.8	18.5	18.7		
	3H	19.4	20.2	19.7	20.4	20.6	19.4	20.2	19.7	20.4	20.6		
	4H	20.2	20.9	20.5	21.2	21.5	20.2	20.9	20.5	21.2	21.5		
	6H	21.0	21.6	21.3	21.9	22.2	21.0	21.6	21.3	21.9	22.2		
	8H	21.3	21.9	21.6	22.2	22.5	21.3	21.9	21.6	22.2	22.5		
4H	12H	21.6	22.2	22.0	22.5	22.8	21.6	22.2	22.0	22.5	22.8		
	2H	18.1	18.8	18.4	19.1	19.3	18.1	18.8	18.4	19.1	19.3		
	3H	20.3	20.9	20.6	21.2	21.5	20.3	20.9	20.6	21.2	21.5		
	4H	21.3	21.8	21.6	22.1	22.5	21.3	21.8	21.6	22.1	22.5		
	6H	22.2	22.6	22.6	23.0	23.4	22.2	22.6	22.6	23.0	23.4		
8H	8H	22.6	23.0	23.0	23.4	23.8	22.6	23.0	23.0	23.4	23.8		
	12H	23.0	23.3	23.4	23.7	24.1	23.0	23.3	23.4	23.7	24.1		
	4H	21.6	22.0	22.1	22.4	22.8	21.6	22.0	22.1	22.4	22.8		
	6H	22.7	23.0	23.2	23.5	23.9	22.7	23.0	23.2	23.5	23.9		
	8H	23.3	23.5	23.7	24.0	24.4	23.3	23.5	23.7	24.0	24.4		
12H	12H	23.8	24.0	24.3	24.5	25.0	23.8	24.0	24.3	24.5	25.0		
	4H	21.7	22.1	22.1	22.5	22.9	21.7	22.1	22.1	22.5	22.9		
	6H	22.9	23.1	23.3	23.6	24.0	22.9	23.1	23.3	23.6	24.0		
8H	23.5	23.7	23.9	24.1	24.6	23.5	23.7	23.9	24.1	24.6			
Variation of the observer position for the luminaire distances S													
S = 1.0H		+0.3 / -0.1						+0.3 / -0.1					
S = 1.5H		+0.6 / -0.4						+0.6 / -0.4					
S = 2.0H		+1.0 / -0.6						+1.0 / -0.6					
Standard table		BK07						BK07					
Correction Summand		6.3						6.3					
Corrected Glare Indices referring to 705lm Total Luminous Flux													



Fuente de luz (LED) reemplazable por un profesional autorizado

Replaceable (LED only) light source by an authorized professional.

Source lumineuse (LED) remplaçable par un professionnel agréé

Sorgente luminosa (LED) sostituibile da parte di un professionista autorizzato

Austauschbare (LED) Lichtquelle durch einen autorisierten Fachmann



Equipo de control reemplazable por un profesional autorizado

Replaceable control gear by an authorized professional

Dispositif de commande remplaçable par un professionnel agréé

Alimentatore sostituibile da parte di un professionista autorizzato

Auswechselbares Betriebsgerät durch autorisierten Fachmann

## Instrucciones para el final de vida y la eliminación de los componentes:

### Instructions on end-of-life and component disposal:

### Instructions pour la gestion des composants en fin de vie et leur mise au rebut :

### Istruzioni per il fine vita e lo smaltimento dei componenti:

### Anweisungen zur entsorgung der Leuchtenkomponenten:



Interrumpir la alimentación del aparato  
Cut the power supply to the luminaire  
Couper l'alimentation du luminaire  
Interrompere l'alimentazione dell'apparecchio  
Stromversorgung der Leuchte unterbrechen



Quitar la(s) fuente(s) de luz para el desecho  
Remove light source(s) for disposal  
Retirer la (les) source(s) lumineuse(s) pour l'élimination  
Rimuovere la/le sorgente/e di luce per lo smaltimento  
Lichtquelle(n) zur Entsorgung entfernen



Quitar la batería para el desecho  
Remove the battery for decommissioning  
Retirer la batterie pour sa mise au rebut  
Rimuovere la batteria per la dismissione  
Die Batterie ordnungsgemäß entsorgen



Quitar el equipo de control para el desecho  
Remove control gear for disposal  
Retirer le dispositif de commande pour l'élimination  
Rimuovere l'alimentatore per lo smaltimento  
Betriebsgerät zur Entsorgung ausbauen

Enviar los materiales a un centro de recogida RAEE  
Send the materials to a WEEE collection centre  
Envoyer les matériaux dans une déchetterie DEEE  
Inviare i materiali ad un centro di raccolta RAEE  
Die Materialien in einem WEEE-Zentrum entsorgen

