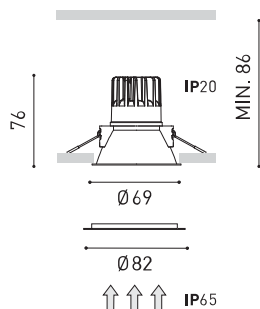




Dimensions



Accessories



ADD-ON BEZEL

Awards



PRODUCT

Name	SWAP IP65 S 5W 3000K W
Reference	A2121111W65
Color	Matt white
RAL	Colour in the mass looks alike RAL 9010
Category	CEILING RECESSED

LIGHT SOURCE

Type	LED
Gross luminous flux	700 lm
Colour temperature	3000 K
Chromatic stability	MacAdam Step 2
Colour Rendering Index	CRI>90
Power	5 W
Current	150 mA
Efficacy	140 lm/W
LED lifespan	L90B10 >55.000h
Energy efficiency class	E

LIGHTING FIXTURE | PHOTOMETRIC DATA

Lighting efficiency	81%
Light beam angle	36°

LIGHTING FIXTURE | ELECTRICAL DATA

Driver	Included - Fast Connect
Power values of the system	5,83 W
Frequency	50/60 Hz
Dimming	No Dim - Other DIM, please consult
Electrical insulation class	□

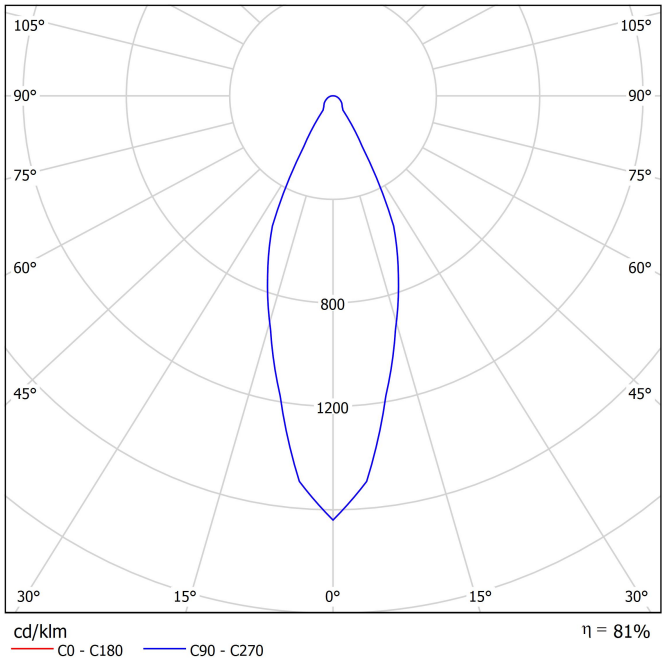
OTHER DATA

Sealing	IP65
Wireless control	Please Consult
Emergency power supply	Please Consult
Impact resistance	IK07
Recess measurements	Ø62 mm
Weight	200 g
Packaged weight	233,5 g
Packaging dimensions	94 x 88 x 93 mm
Units per package	1
Materials	Aluminium / Polycarbonate

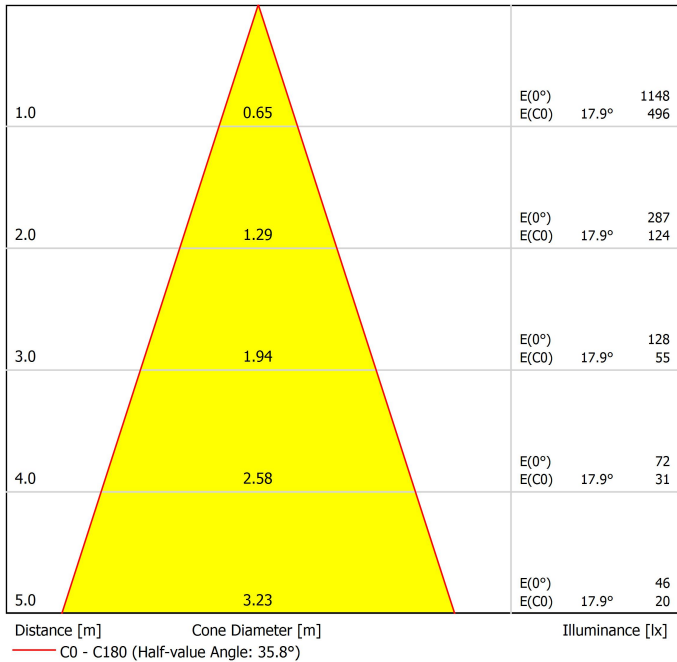


Swap is a ceiling recessed LED spotlight whose main features are its minimalist aspect, its perfect integration into the ceiling, and considerable visual comfort, thanks to the small reflector that is set back with respect to the ceiling plane. When it is switched on, its matte finish shade generates an attractive effect, a discrete circle of light. It includes an add-on bezel that can be used optionally to cover larger recess diameters.

Polar diagram



Conical diagram



UGR

Glare Evaluation According to UGR												
p Ceiling		70	70	50	50	30	70	70	50	50	30	
p Walls		50	30	50	30	30	50	30	50	30	30	
p Floor		20	20	20	20	20	20	20	20	20	20	
Room Size X Y		Viewing direction at right angles to lamp axis					Viewing direction parallel to lamp axis					
2H	2H	17.8	18.7	18.1	18.9	19.1	17.8	18.7	18.1	18.9	19.1	
	3H	19.8	20.5	20.0	20.7	21.0	19.8	20.5	20.0	20.7	21.0	
	4H	20.6	21.3	20.9	21.5	21.8	20.6	21.3	20.9	21.5	21.8	
	6H	21.3	22.0	21.6	22.2	22.5	21.3	22.0	21.6	22.2	22.5	
	8H	21.6	22.3	22.0	22.6	22.9	21.6	22.3	22.0	22.6	22.9	
	12H	21.9	22.5	22.3	22.8	23.2	21.9	22.5	22.3	22.8	23.2	
4H	2H	18.5	19.2	18.8	19.4	19.7	18.5	19.2	18.8	19.4	19.7	
	3H	20.6	21.2	21.0	21.5	21.8	20.6	21.2	21.0	21.5	21.8	
	4H	21.6	22.1	22.0	22.5	22.8	21.6	22.1	22.0	22.5	22.8	
	6H	22.5	22.9	22.9	23.3	23.7	22.5	22.9	22.9	23.3	23.7	
	8H	22.9	23.3	23.3	23.7	24.1	22.9	23.3	23.3	23.7	24.1	
	12H	23.3	23.6	23.7	24.0	24.5	23.3	23.6	23.7	24.0	24.5	
8H	4H	22.0	22.4	22.4	22.8	23.2	22.0	22.4	22.4	22.8	23.2	
	6H	23.1	23.4	23.5	23.8	24.3	23.1	23.4	23.5	23.8	24.3	
	8H	23.6	23.9	24.1	24.3	24.8	23.6	23.9	24.1	24.3	24.8	
	12H	24.1	24.3	24.6	24.8	25.3	24.1	24.3	24.6	24.8	25.3	
12H	4H	22.0	22.4	22.5	22.8	23.2	22.0	22.4	22.5	22.8	23.2	
	6H	23.2	23.5	23.7	23.9	24.4	23.2	23.5	23.7	23.9	24.4	
	8H	23.8	24.0	24.3	24.5	25.0	23.8	24.0	24.3	24.5	25.0	
Variation of the observer position for the luminaire distances S												
S = 1.0H		+0.3 / -0.1					+0.3 / -0.1					
S = 1.5H		+0.6 / -0.4					+0.6 / -0.4					
S = 2.0H		+1.0 / -0.6					+1.0 / -0.6					
Standard table		BK07					BK07					
Correction Summand		7.0					7.0					
Corrected Glare Indices referring to 700lm Total Luminous Flux												



		PRODUCT	
Model		Swap S Add-On Bezel	
Colour		W <input type="checkbox"/> Matt white	
Category		Accessories	



Ⓡ 62-66

+



Ⓡ 66-78

Add-on bezel

Accessory always included but for optional use.

It extends the piece's bezel to cover larger recesses, keeping Swap's minimalism and its perfect integration into the ceiling.

Easy to fit. Ideal for reforms to replace the light spot, with the already existing holes, without altering the ceiling or repainting. Swap is the best option for updating to LED technology by means of a real light fixture with incorporated LED, in contrast to just a retrofit lamp that only implies a less efficient update of the light source.



Fuente de luz (LED) reemplazable por un profesional autorizado

Replaceable (LED only) light source by an authorized professional.

Source lumineuse (LED) remplaçable par un professionnel agréé

Sorgente luminosa (LED) sostituibile da parte di un professionista autorizzato

Austauschbare (LED) Lichtquelle durch einen autorisierten Fachmann



Equipo de control reemplazable por un profesional autorizado

Replaceable control gear by an authorized professional

Dispositif de commande remplaçable par un professionnel agréé

Alimentatore sostituibile da parte di un professionista autorizzato

Auswechselbares Betriebsgerät durch autorisierten Fachmann

Instrucciones para el final de vida y la eliminación de los componentes:

Instructions on end-of-life and component disposal:

Instructions pour la gestion des composants en fin de vie et leur mise au rebut :

Istruzioni per il fine vita e lo smaltimento dei componenti:

Anweisungen zur entsorgung der Leuchtenkomponenten:



Interrumpir la alimentación del aparato
Cut the power supply to the luminaire
Couper l'alimentation du luminaire
Interrompere l'alimentazione dell'apparecchio
Stromversorgung der Leuchte unterbrechen



Quitar la(s) fuente(s) de luz para el desecho
Remove light source(s) for disposal
Retirer la (les) source(s) lumineuse(s) pour l'élimination
Rimuovere la/le sorgente/e di luce per lo smaltimento
Lichtquelle(n) zur Entsorgung entfernen



Quitar la batería para el desecho
Remove the battery for decommissioning
Retirer la batterie pour sa mise au rebut
Rimuovere la batteria per la dismissione
Die Batterie ordnungsgemäß entsorgen



Quitar el equipo de control para el desecho
Remove control gear for disposal
Retirer le dispositif de commande pour l'élimination
Rimuovere l'alimentatore per lo smaltimento
Betriebsgerät zur Entsorgung ausbauen

Enviar los materiales a un centro de recogida RAEE
Send the materials to a WEEE collection centre
Envoyer les matériaux dans une déchetterie DEEE
Inviare i materiali ad un centro di raccolta RAEE
Die Materialien in einem WEEE-Zentrum entsorgen

