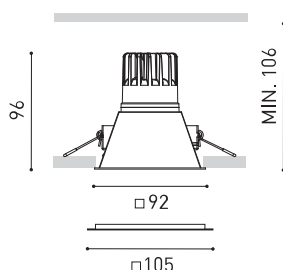




## Dimensions



## Accessories



IP65 ACCESSORY



ADD-ON BEZEL

## Awards



reddot design award  
winner 2015



GERMAN  
DESIGN  
AWARD  
NOMINEE  
2016

Name	SWAP SQUARE 5W 3500K WN
Reference	A2543113WN
Color	White-Black
RAL	Colour in the mass looks alike RAL 9010 & 9005
Category	CEILING RECESSED

### PRODUCT

Type	LED
Gross luminous flux	705 lm
Colour temperature	3500 K
Chromatic stability	MacAdam Step 2
Colour Rendering Index	CRI>90
Power	5 W
Current	150 mA
Efficacy	141 lm/W
LED lifespan	L90B10 >55.000h
Energy efficiency class	E

### LIGHT SOURCE

Lighting efficiency	68%
Light beam angle	44°

### LIGHTING FIXTURE | PHOTOMETRIC DATA

Driver	Included - Fast Connect
Power values of the system	5,83 W
Frequency	50/60 Hz
Dimming	No Dim - Other DIM, please consult
Electrical insulation class	□

### LIGHTING FIXTURE | ELECTRICAL DATA

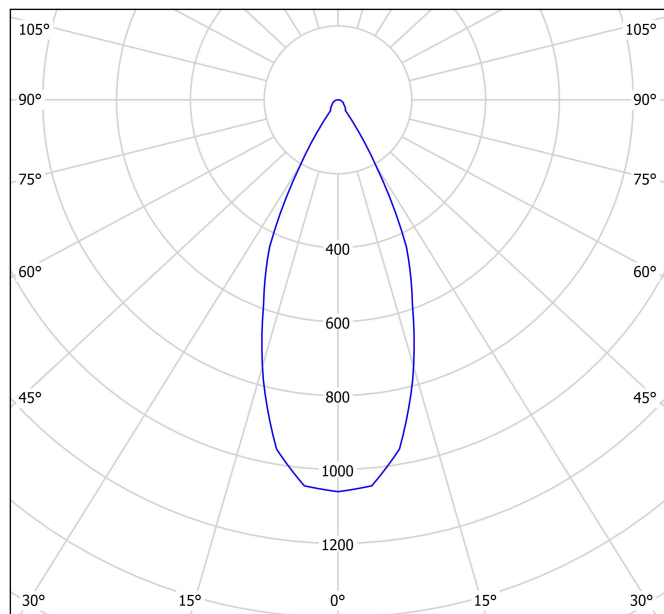
Sealing	IP20
Wireless control	Please Consult
Emergency power supply	Please Consult
Impact resistance	IK07
Recess measurements	85 x 85 mm
Weight	250 g
Packaged weight	297,5 g
Packaging dimensions	104 x 108 x 109 mm
Units per package	1
Materials	Aluminium / Polycarbonate

### OTHER DATA



Swap is a ceiling recessed LED spotlight whose main features are its minimalist aspect, its perfect integration into the ceiling, and considerable visual comfort, thanks to the small reflector that is set back with respect to the ceiling plane. When it is switched on, its matte finish shade generates an attractive effect, a discrete circle of light. It includes an add-on bezel that can be used optionally to cover larger recess diameters.

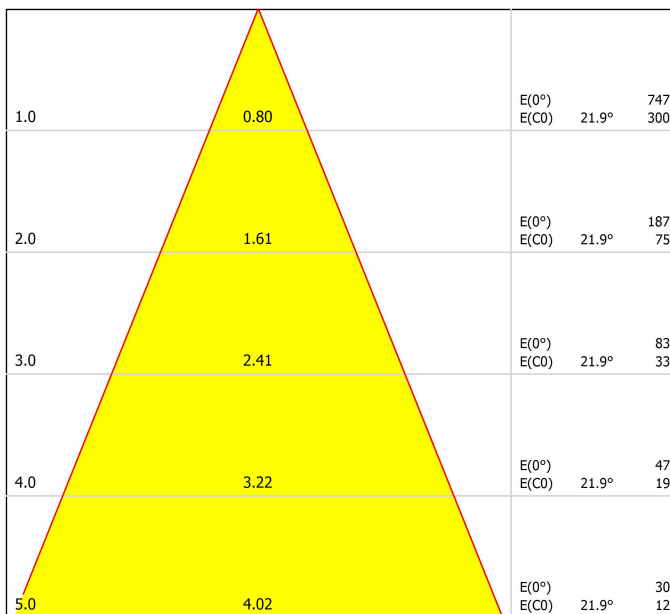
## Polar diagram



cd/klm  
— C0 - C180 — C90 - C270

$\eta = 68\%$

## Conical diagram

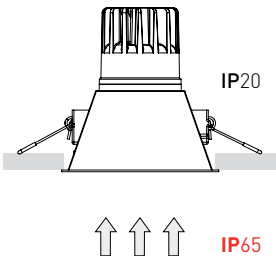


Distance [m] Cone Diameter [m] Illuminance [lx]  
— C0 - C180 (Half-value Angle: 43.8°)

## UGR

### Glare Evaluation According to UGR

Room Size		Viewing direction at right angles to lamp axis					Viewing direction parallel to lamp axis				
X	Y										
2H	2H	10.6	11.4	10.9	11.6	11.8	10.6	11.4	10.9	11.6	11.8
	3H	12.6	13.3	12.9	13.5	13.8	12.6	13.3	12.9	13.5	13.8
	4H	13.4	14.1	13.8	14.3	14.6	13.4	14.1	13.8	14.3	14.6
	6H	14.2	14.8	14.5	15.1	15.4	14.2	14.8	14.5	15.1	15.4
	8H	14.6	15.1	14.9	15.4	15.7	14.6	15.1	14.9	15.4	15.7
	12H	14.9	15.5	15.3	15.8	16.1	14.9	15.5	15.3	15.8	16.1
4H	2H	11.3	11.9	11.6	12.2	12.5	11.3	11.9	11.6	12.2	12.5
	3H	13.5	14.0	13.8	14.3	14.7	13.5	14.0	13.8	14.3	14.7
	4H	14.5	15.0	14.9	15.3	15.6	14.5	15.0	14.9	15.3	15.6
	6H	15.4	15.8	15.8	16.2	16.6	15.4	15.8	15.8	16.2	16.6
	8H	15.9	16.2	16.3	16.6	17.0	15.9	16.2	16.3	16.6	17.0
	12H	16.3	16.6	16.7	17.0	17.5	16.3	16.6	16.7	17.0	17.5
8H	4H	14.9	15.2	15.3	15.6	16.0	14.9	15.2	15.3	15.6	16.0
	6H	16.0	16.3	16.5	16.7	17.2	16.0	16.3	16.5	16.7	17.2
	8H	16.6	16.8	17.1	17.3	17.7	16.6	16.8	17.1	17.3	17.7
	12H	17.2	17.4	17.7	17.9	18.4	17.2	17.4	17.7	17.9	18.4
12H	4H	15.0	15.3	15.4	15.7	16.1	15.0	15.3	15.4	15.7	16.1
	6H	16.2	16.4	16.6	16.8	17.3	16.2	16.4	16.6	16.8	17.3
	8H	16.8	17.0	17.3	17.5	18.0	16.8	17.0	17.3	17.5	18.0
Variation of the observer position for the luminaire distances S											
S = 1.0H		+1.4 / -0.6					+1.4 / -0.6				
S = 1.5H		+2.6 / -0.8					+2.6 / -0.8				
S = 2.0H		+3.9 / -1.1					+3.9 / -1.1				
Standard table		BK05					BK05				
Correction Summand		-0.5					-0.5				
Corrected Glare Indices referring to 705lm Total Luminous Flux											



PRODUCT	
Model	IP65 Accessory Square
Reference	A2543065   W   N
Category	Accessories
PRE-ASSEMBLED. NOT SOLD SEPARATELY. AFFECTS THE LIGHTING PARAMETERS.	



44°

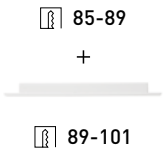
Swap IP65 accessory

To make the difference, Swap IP65 reaches a high sealing level, maintaining at the same time the same aesthetics as a standard Swap. The insulating property is obtained thanks to a protection placed just over the LED, and a silicone joint on the internal part of the bezel. In this way, the external aspect of Swap IP65 is identical to any other Swap IP20.



Model
Colour
Category

PRODUCT
Swap Square Add-On Bezel
W□   Matt white
Accessories



Add-on bezel

Accessory always included but for optional use.

It extends the piece's bezel to cover larger recesses, keeping Swap's minimalism and its perfect integration into the ceiling.

Easy to fit. Ideal for reforms to replace the light spot, with the already existing holes, without altering the ceiling or repainting. Swap is the best option for updating to LED technology by means of a real light fixture with incorporated LED, in contrast to just a retrofit lamp that only implies a less efficient update of the light source.



Fuente de luz (LED) reemplazable por un profesional autorizado

Replaceable (LED only) light source by an authorized professional.

Source lumineuse (LED) remplaçable par un professionnel agréé

Sorgente luminosa (LED) sostituibile da parte di un professionista autorizzato

Austauschbare (LED) Lichtquelle durch einen autorisierten Fachmann



Equipo de control reemplazable por un profesional autorizado

Replaceable control gear by an authorized professional

Dispositif de commande remplaçable par un professionnel agréé

Alimentatore sostituibile da parte di un professionista autorizzato

Auswechselbares Betriebsgerät durch autorisierten Fachmann

## Instrucciones para el final de vida y la eliminación de los componentes:

### Instructions on end-of-life and component disposal:

### Instructions pour la gestion des composants en fin de vie et leur mise au rebut :

### Istruzioni per il fine vita e lo smaltimento dei componenti:

### Anweisungen zur entsorgung der Leuchtenkomponenten:



Interrumpir la alimentación del aparato  
Cut the power supply to the luminaire  
Couper l'alimentation du luminaire  
Interrompere l'alimentazione dell'apparecchio  
Stromversorgung der Leuchte unterbrechen



Quitar la(s) fuente(s) de luz para el desecho  
Remove light source(s) for disposal  
Retirer la (les) source(s) lumineuse(s) pour l'élimination  
Rimuovere la/le sorgente/e di luce per lo smaltimento  
Lichtquelle(n) zur Entsorgung entfernen



Quitar la batería para el desecho  
Remove the battery for decommissioning  
Retirer la batterie pour sa mise au rebut  
Rimuovere la batteria per la dismissione  
Die Batterie ordnungsgemäß entsorgen



Quitar el equipo de control para el desecho  
Remove control gear for disposal  
Retirer le dispositif de commande pour l'élimination  
Rimuovere l'alimentatore per lo smaltimento  
Betriebsgerät zur Entsorgung ausbauen

Enviar los materiales a un centro de recogida RAEE  
Send the materials to a WEEE collection centre  
Envoyer les matériaux dans une déchetterie DEEE  
Inviare i materiali ad un centro di raccolta RAEE  
Die Materialien in einem WEEE-Zentrum entsorgen

