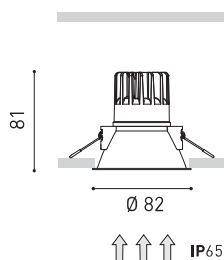




Dimensions



Accessories



ADD-ON BEZEL EXCLUDED.
NOT COMPATIBLE.

Awards



PRODUCT

| | |
|-----------|---|
| Name | SWAP M RT 2012 5W 3000K W |
| Reference | A4122111W |
| Color | Matt white |
| RAL | Colour in the mass looks alike RAL 9010 |
| Category | CEILING RECESSED |

LIGHT SOURCE

| | |
|-------------------------|-----------------|
| Type | LED |
| Gross luminous flux | 700 lm |
| Colour temperature | 3000 K |
| Chromatic stability | MacAdam Step 2 |
| Colour Rendering Index | CRI>90 |
| Power | 5 W |
| Current | 150 mA |
| Efficacy | 140 lm/W |
| LED lifespan | L90B10 >55.000h |
| Energy efficiency class | E |

LIGHTING FIXTURE | PHOTOMETRIC DATA

| | |
|---------------------|-----|
| Lighting efficiency | 81% |
| Light beam angle | 46° |

LIGHTING FIXTURE | ELECTRICAL DATA

| | |
|-----------------------------|-------------------------|
| Driver | Included - Fast Connect |
| Power values of the system | 5,83 W |
| Frequency | 50/60 Hz |
| Dimming | No Dim |
| Electrical insulation class | □ |

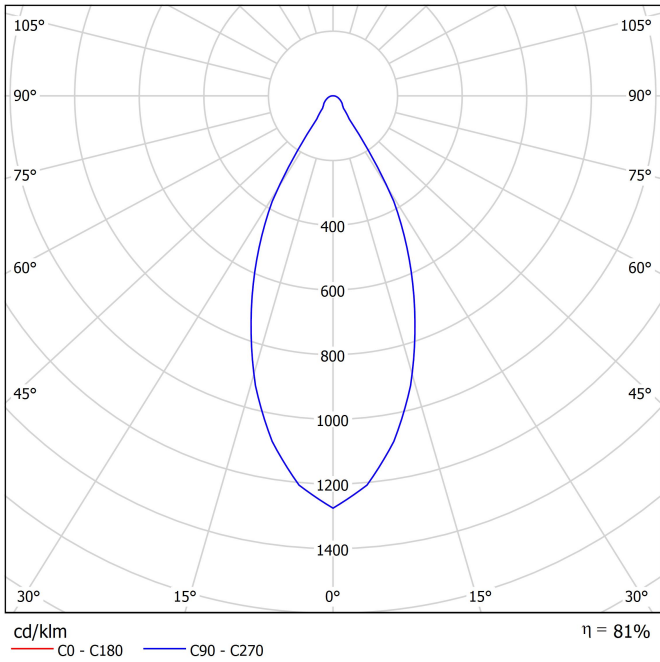
OTHER DATA

| | |
|---|-------------------------------------|
| Sealing | IP65 |
| Impact resistance | IK07 |
| Recess measurements | Ø75 mm |
| Weight | 215 g |
| Packaged weight | 255 g |
| Packaging dimensions | 147 x 132 x 134 mm |
| Units per package | 1 |
| Materials | Aluminium / Polycarbonate |
| Compatible avec la norme française RT2012 & BBC | Oui. Recouvrable d'isolant déroulé. |

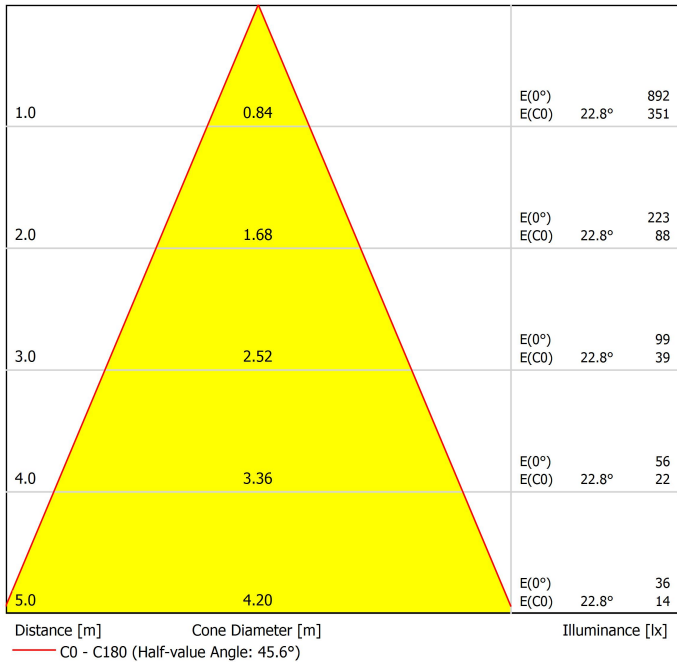


Swap is a ceiling recessed LED spotlight whose main features are its minimalist aspect, its perfect integration into the ceiling, and considerable visual comfort, thanks to the small reflector that is set back with respect to the ceiling plane. When it is switched on, its matte finish shade generates an attractive effect, a discrete circle of light. It includes an add-on bezel that can be used optionally to cover larger recess diameters.

Polar diagram



Conical diagram



UGR

| Glare Evaluation According to UGR | | | | | | | | | | | | |
|--|------|--|------|------|------|------|---|------|------|------|------|--|
| | | 70 | 70 | 50 | 50 | 30 | 70 | 70 | 50 | 50 | 30 | |
| p Ceiling | | 50 | 30 | 50 | 30 | 30 | 50 | 30 | 50 | 30 | 30 | |
| p Walls | | 50 | 30 | 50 | 30 | 30 | 50 | 30 | 50 | 30 | 30 | |
| p Floor | | 20 | 20 | 20 | 20 | 20 | 20 | 20 | 20 | 20 | 20 | |
| Room Size X Y | | Viewing direction at right angles to lamp axis | | | | | Viewing direction parallel to lamp axis | | | | | |
| 2H | 2H | 15.0 | 15.7 | 15.2 | 15.9 | 16.1 | 15.0 | 15.7 | 15.2 | 15.9 | 16.1 | |
| | 3H | 16.8 | 17.5 | 17.1 | 17.7 | 18.0 | 16.8 | 17.5 | 17.1 | 17.7 | 18.0 | |
| | 4H | 17.6 | 18.2 | 17.9 | 18.5 | 18.8 | 17.6 | 18.2 | 17.9 | 18.5 | 18.8 | |
| | 6H | 18.3 | 18.9 | 18.6 | 19.2 | 19.5 | 18.3 | 18.9 | 18.6 | 19.2 | 19.5 | |
| | 8H | 18.6 | 19.2 | 19.0 | 19.5 | 19.8 | 18.6 | 19.2 | 19.0 | 19.5 | 19.8 | |
| 4H | 12H | 18.9 | 19.5 | 19.3 | 19.8 | 20.1 | 18.9 | 19.5 | 19.3 | 19.8 | 20.1 | |
| | 2H | 15.5 | 16.2 | 15.9 | 16.5 | 16.7 | 15.5 | 16.2 | 15.9 | 16.5 | 16.7 | |
| | 3H | 17.6 | 18.2 | 17.9 | 18.5 | 18.8 | 17.6 | 18.2 | 17.9 | 18.5 | 18.8 | |
| | 4H | 18.6 | 19.1 | 18.9 | 19.4 | 19.7 | 18.6 | 19.1 | 18.9 | 19.4 | 19.7 | |
| | 6H | 19.5 | 19.9 | 19.9 | 20.2 | 20.6 | 19.5 | 19.9 | 19.9 | 20.2 | 20.6 | |
| 8H | 12H | 19.9 | 20.2 | 20.3 | 20.6 | 21.0 | 19.9 | 20.2 | 20.3 | 20.6 | 21.0 | |
| | 2H | 20.3 | 20.6 | 20.7 | 21.0 | 21.4 | 20.3 | 20.6 | 20.7 | 21.0 | 21.4 | |
| | 4H | 18.9 | 19.3 | 19.4 | 19.7 | 20.1 | 18.9 | 19.3 | 19.4 | 19.7 | 20.1 | |
| | 6H | 20.0 | 20.3 | 20.5 | 20.7 | 21.2 | 20.0 | 20.3 | 20.5 | 20.7 | 21.2 | |
| | 8H | 20.6 | 20.8 | 21.0 | 21.3 | 21.7 | 20.6 | 20.8 | 21.0 | 21.3 | 21.7 | |
| 12H | 12H | 21.1 | 21.3 | 21.6 | 21.8 | 22.3 | 21.1 | 21.3 | 21.6 | 21.8 | 22.3 | |
| | 4H | 19.0 | 19.3 | 19.4 | 19.7 | 20.1 | 19.0 | 19.3 | 19.4 | 19.7 | 20.1 | |
| | 6H | 20.1 | 20.4 | 20.6 | 20.8 | 21.3 | 20.1 | 20.4 | 20.6 | 20.8 | 21.3 | |
| 8H | 20.8 | 21.0 | 21.3 | 21.4 | 21.9 | 20.8 | 21.0 | 21.3 | 21.4 | 21.9 | | |
| Variation of the observer position for the luminaire distances S | | | | | | | | | | | | |
| S = 1.0H | | +1.1 / -0.3 | | | | | +1.1 / -0.3 | | | | | |
| S = 1.5H | | +2.2 / -0.5 | | | | | +2.2 / -0.5 | | | | | |
| S = 2.0H | | +3.5 / -0.8 | | | | | +3.5 / -0.8 | | | | | |
| Standard table | | BK06 | | | | | BK06 | | | | | |
| Correction Summand | | 3.9 | | | | | 3.9 | | | | | |
| Corrected Glare Indices referring to 700lm Total Luminous Flux | | | | | | | | | | | | |



Fuente de luz (LED) reemplazable por un profesional autorizado

Replaceable (LED only) light source by an authorized professional.

Source lumineuse (LED) remplaçable par un professionnel agréé

Sorgente luminosa (LED) sostituibile da parte di un professionista autorizzato

Austauschbare (LED) Lichtquelle durch einen autorisierten Fachmann



Equipo de control reemplazable por un profesional autorizado

Replaceable control gear by an authorized professional

Dispositif de commande remplaçable par un professionnel agréé

Alimentatore sostituibile da parte di un professionista autorizzato

Auswechselbares Betriebsgerät durch autorisierten Fachmann

Instrucciones para el final de vida y la eliminación de los componentes:

Instructions on end-of-life and component disposal:

Instructions pour la gestion des composants en fin de vie et leur mise au rebut :

Istruzioni per il fine vita e lo smaltimento dei componenti:

Anweisungen zur entsorgung der Leuchtenkomponenten:



Interrumpir la alimentación del aparato
Cut the power supply to the luminaire
Couper l'alimentation du luminaire
Interrompere l'alimentazione dell'apparecchio
Stromversorgung der Leuchte unterbrechen



Quitar la(s) fuente(s) de luz para el desecho
Remove light source(s) for disposal
Retirer la (les) source(s) lumineuse(s) pour l'élimination
Rimuovere la/le sorgente/e di luce per lo smaltimento
Lichtquelle(n) zur Entsorgung entfernen



Quitar la batería para el desecho
Remove the battery for decommissioning
Retirer la batterie pour sa mise au rebut
Rimuovere la batteria per la dismissione
Die Batterie ordnungsgemäß entsorgen



Quitar el equipo de control para el desecho
Remove control gear for disposal
Retirer le dispositif de commande pour l'élimination
Rimuovere l'alimentatore per lo smaltimento
Betriebsgerät zur Entsorgung ausbauen

Enviar los materiales a un centro de recogida RAEE
Send the materials to a WEEE collection centre
Envoyer les matériaux dans une déchetterie DEEE
Inviare i materiali ad un centro di raccolta RAEE
Die Materialien in einem WEEE-Zentrum entsorgen

