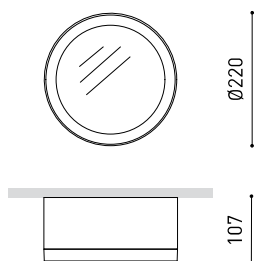




## Dimensions



Name	STRAM SURFACE 1 4000K NT
Reference	A2460112NT
Color	Textured black
RAL	9005
Category	SURFACE

## PRODUCT

Type	LED
Gross luminous flux	1675 lm
Colour temperature	4000 K
Chromatic stability	MacAdam Step 2
Colour Rendering Index	CRI>90
Power	10,5 W
Current	350 mA
Efficacy	160 lm/W
LED lifespan	L80B10 >60.000h
Energy efficiency class	D

## LIGHT SOURCE

Lighting efficiency	63%
Light beam angle	99°

## LIGHTING FIXTURE | PHOTOMETRIC DATA

Driver	Included - Connected. Fast Connect
Power values of the system	12,40 W
Frequency	50/60 Hz
Dimming	No Dim
Electrical insulation class	□

## LIGHTING FIXTURE | ELECTRICAL DATA

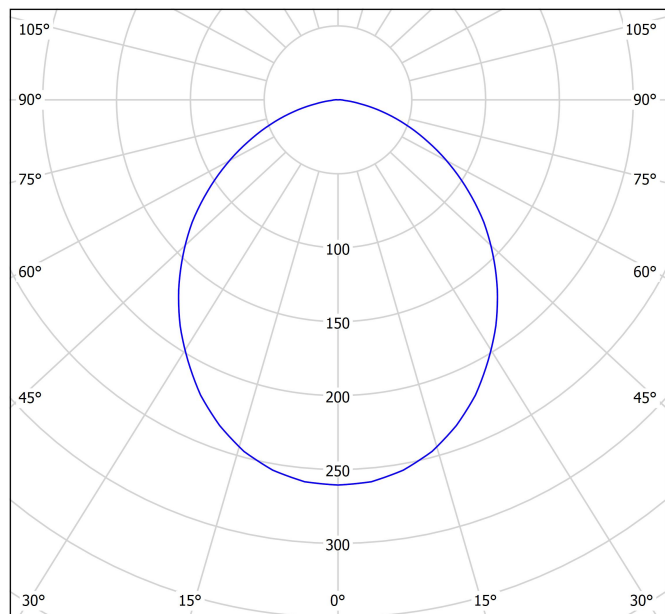
Sealing	IP20
Wireless control	Please Consult
Weight	1825 g
Packaged weight	2093,8 g
Packaging dimensions	280 x 260 x 115 mm
Units per package	1
Materials	Aluminium / Polymethyl Methacrylate

## OTHER DATA



Stram Surface is the surface downlight that conserves the aesthetics and lighting effects of Stram in spaces where it is impossible to recess in the ceiling. The distinctiveness of its bezel, along with a serene, impeccable presence, in a luminary that can offer high luminous fluxes on a par with its minimalist beauty and elegance.

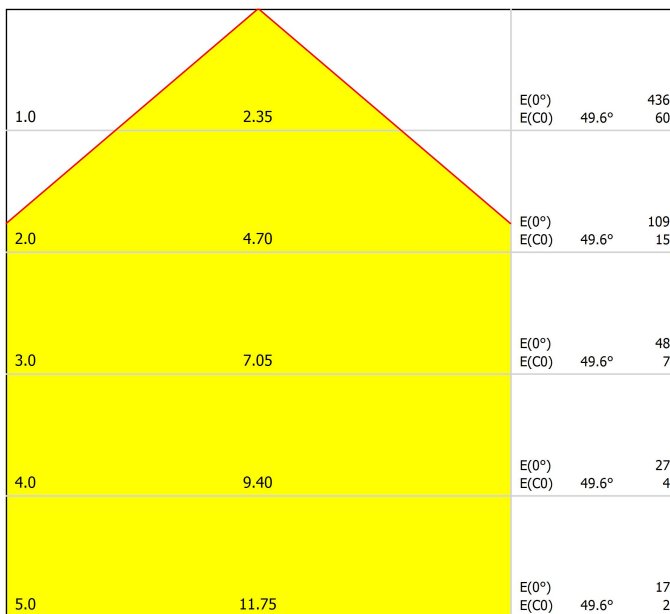
## Polar diagram



cd/klm  
— C0 - C180 — C90 - C270

η = 63%

## Conical diagram



Distance [m] Cone Diameter [m]  
— C0 - C180 (Half-value Angle: 99.2°)

Illuminance [lx]

## UGR

Glare Evaluation According to UGR												
p Ceiling		70	70	50	50	30	70	70	50	50	30	
p Walls		50	30	50	30	30	50	30	50	30	30	
p Floor		20	20	20	20	20	20	20	20	20	20	
Room Size X      Y		Viewing direction at right angles to lamp axis					Viewing direction parallel to lamp axis					
2H	2H	19.4	20.6	19.7	20.9	21.1	19.4	20.6	19.7	20.9	21.1	
	3H	20.8	22.0	21.2	22.2	22.5	20.8	22.0	21.2	22.2	22.5	
	4H	21.3	22.4	21.7	22.7	22.9	21.3	22.4	21.7	22.7	22.9	
	6H	21.6	22.6	21.9	22.9	23.2	21.6	22.6	21.9	22.9	23.2	
	8H	21.6	22.6	22.0	22.9	23.2	21.6	22.6	22.0	22.9	23.2	
4H	12H	21.6	22.5	22.0	22.9	23.2	21.6	22.5	22.0	22.9	23.2	
	2H	19.9	20.9	20.2	21.2	21.5	19.9	20.9	20.2	21.2	21.5	
	3H	21.5	22.4	21.9	22.8	23.1	21.5	22.4	21.9	22.8	23.1	
	4H	22.1	22.9	22.5	23.3	23.6	22.1	22.9	22.5	23.3	23.6	
	6H	22.5	23.2	22.9	23.5	23.9	22.5	23.2	22.9	23.5	23.9	
8H	8H	22.6	23.2	23.0	23.6	24.0	22.6	23.2	23.0	23.6	24.0	
	12H	22.6	23.2	23.0	23.6	24.0	22.6	23.2	23.0	23.6	24.0	
	4H	22.3	23.0	22.8	23.4	23.8	22.3	23.0	22.8	23.4	23.8	
	6H	22.8	23.3	23.2	23.7	24.2	22.8	23.3	23.2	23.7	24.2	
	8H	22.9	23.3	23.4	23.8	24.3	22.9	23.3	23.4	23.8	24.3	
12H	4H	22.3	22.9	22.8	23.3	23.7	22.3	22.9	22.8	23.3	23.7	
	6H	22.8	23.2	23.3	23.7	24.2	22.8	23.2	23.3	23.7	24.2	
	8H	22.9	23.3	23.4	23.8	24.3	22.9	23.3	23.4	23.8	24.3	
	Variation of the observer position for the luminaire distances S											
	S = 1.0H	+0.1 / -0.2					+0.1 / -0.2					
S = 1.5H	+0.3 / -0.5					+0.3 / -0.5						
S = 2.0H	+0.6 / -1.0					+0.6 / -1.0						
Standard table		BK04					BK04					
Correction Summand		2.0					2.0					
Corrected Glare Indices referring to 1675lm Total Luminous Flux												



Fuente de luz (LED) reemplazable por un profesional autorizado

Replaceable (LED only) light source by an authorized professional.

Source lumineuse (LED) remplaçable par un professionnel agréé

Sorgente luminosa (LED) sostituibile da parte di un professionista autorizzato

Austauschbare (LED) Lichtquelle durch einen autorisierten Fachmann



Equipo de control reemplazable por un profesional autorizado

Replaceable control gear by an authorized professional

Dispositif de commande remplaçable par un professionnel agréé

Alimentatore sostituibile da parte di un professionista autorizzato

Auswechselbares Betriebsgerät durch autorisierten Fachmann

## Instrucciones para el final de vida y la eliminación de los componentes:

## Instructions on end-of-life and component disposal:

## Instructions pour la gestion des composants en fin de vie et leur mise au rebut :

## Istruzioni per il fine vita e lo smaltimento dei componenti:

## Anweisungen zur entsorgung der Leuchtenkomponenten:



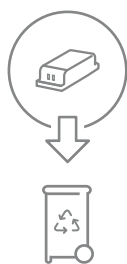
Interrumpir la alimentación del aparato  
Cut the power supply to the luminaire  
Couper l'alimentation du luminaire  
Interrompere l'alimentazione dell'apparecchio  
Stromversorgung der Leuchte unterbrechen



Quitar la(s) fuente(s) de luz para el desecho  
Remove light source(s) for disposal  
Retirer la (les) source(s) lumineuse(s) pour l'élimination  
Rimuovere la/le sorgente/e di luce per lo smaltimento  
Lichtquelle(n) zur Entsorgung entfernen



Quitar la batería para el desecho  
Remove the battery for decommissioning  
Retirer la batterie pour sa mise au rebut  
Rimuovere la batteria per la dismissione  
Die Batterie ordnungsgemäß entsorgen



Quitar el equipo de control para el desecho  
Remove control gear for disposal  
Retirer le dispositif de commande pour l'élimination  
Rimuovere l'alimentatore per lo smaltimento  
Betriebsgerät zur Entsorgung ausbauen

Enviar los materiales a un centro de recogida RAEE  
Send the materials to a WEEE collection centre  
Envoyer les matériaux dans une déchetterie DEEE  
Inviare i materiali ad un centro di raccolta RAEE  
Die Materialien in einem WEEE-Zentrum entsorgen

