


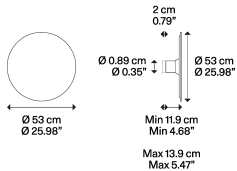
Puzzle Mega, Design by Lodes

Model Puzzle Mega round small

Large geometric figures characterised by essential forms, which almost merge with the interior architecture when off, only to be surprisingly revealed as harmonies of light and shadow when lit. Matte finishes warm up the geometric panels of *Puzzle Mega*, liquid red, white, taupe and black paints that open many decorative possibilities, playing with harmonies and contrasts of colours and shapes. With *Puzzle Mega*, light gracefully decorates walls and ceilings.



Puzzle Mega round small



Light source

LED
Turnable white

25 W
2700 K ? 4590 lm
3000 K ? 4690 lm
550 mA
CRI 90
MacAdam 3-Step

LED and driver included

Structure: Metal

Matte White – 9016
Matte White – 9016
Matte White – 9016
Matte White – 9016

Diffuser: MDF

Matte White – 9016
Matte Black – 9005
Taupe
Red

Code

16746 1023
16746 2023
16746 3923
16746 6023

Net weight: 3.80 kg

Parcels: 2

Connectable directly to a 4" Standard J-Box



IP20



TRIAC

220-240V

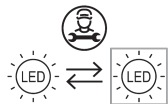


Energy efficiency class



Ecodesign Regulation

The LED-only light source contained in this fixture must only be replaced by the manufacturer, its support service or similarly qualified personnel.

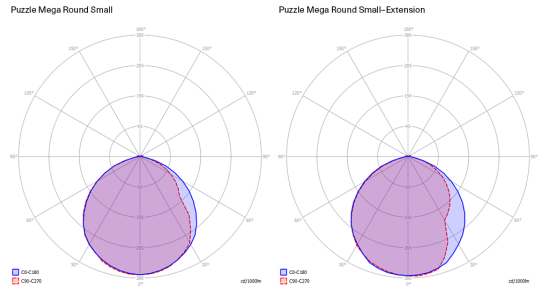


Puzzle Mega round small


LED
Turnable white

25 W
2700 K ? 4590 lm
3000 K ? 4690 lm
550 mA
CRI 90
MacAdam 3–Step

Photometric data



Options of Puzzle Mega



Puzzle Mega round large Puzzle Mega square small Puzzle Mega square large