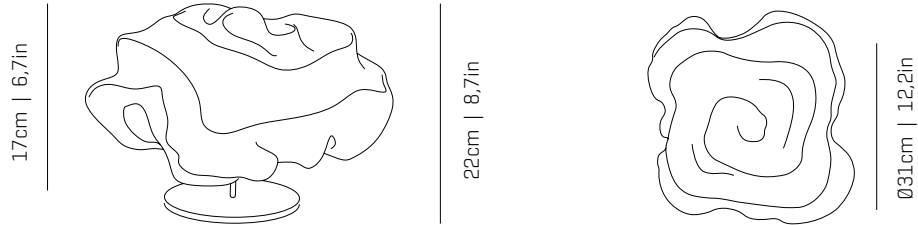


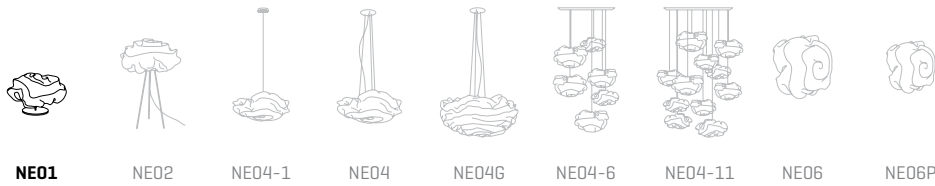
a

emotional light

nevo collection



ref. NE01



MATERIALS & COMPONENTS | MATERIALES & COMPONENTES

LAMP SHADE | TULIPA

Painted stainless steel | One color to choose
Acero inoxidable pintado | Un color a elegir



BL

BE

G

T

CUSTOM
COLOR

Steel gloss nickel-plated and stainless steel
Acero níquel-satinado y acero inoxidable

SUPPORT AND CABLE

SOPORTE Y CABLE

Painted steel and stainless steel
Acero pintado y acero inoxidable

Transparent or black cable
Cable transparente o negro


Standard: 120cm | 42,7in

RECOMMENDED BULBS

BOMBILLAS RECOMENDADAS

230V - 50Hz

 E14 LED Vintage - Max. 2x7 W

 E14 LED Standard - Max. 2x7 W

120V - 60Hz

 E12 LED - Max. 2x7 W

ENERGY EFFICIENCY

EFICIENCIA ENERGÉTICA

OTHER DATA | OTROS DATOS

NET WEIGHT | PESO NETO

1,6kg | 3,5lb

PACKAGING | EMBALAJE

36x36x31cm | 14,2x 14,2x 12,2in

2,5kg | 5,5lb

ELECTRICAL FEATURES

CARACTERÍSTICAS ELÉCTRICAS



CERTIFICATIONS

CERTIFICACIONES

