

Nautilus, Design by Andrea Tosetto

Model Nautilus

Strong design and leading-edge technology come together in this family of lamps characterised by a convex lens that projects the LED light wherever its needed or most preferred, for a truly efficient and personalised result. Versatile and dynamic, either on the wall or ceiling in a variety of versions and finishes, Nautilus lamps satisfy a full range of lighting needs, whether functional or purely decorative, in both residential and professional contexts. Nautilus is now available with a dim-to-warm function, which allows users to interact by adjusting the intensity of the LED light source from 2200 to 2700 kelvin.



Nautilus	Light source	Structure: Metal	Diffuser: Metal	Code 2700 K	Code 3000 K
<p> \varnothing 9 cm \varnothing 9,54" 320° 320° Max 28,5 cm Max 11,22" Min 16 cm Min 6,3" Max 19 cm Max 7,48" 90° \varnothing 13 cm \varnothing 5,11" </p>	AC LED 2700 K 2 x 12 W 1990 lm 220–240 V CRI 90 MacAdam 3–Step	Matte White – 9010	Matte White – 9010	16550 1927	16550 1930
	AC LED 3000 K 2 x 12 W 2170 lm 220–240 V CRI 90 MacAdam 3–Step	Matte Black – 9005	Matte Black – 9005	16550 2927	16550 2930
	LED included	Matte Champagne	Matte Champagne	16550 4927	16550 4930

Net weight: 1.15 kg

Parcels: 1

CE

IP20

E

TRIAC

220–240V

ERC

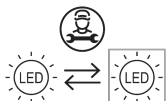
DALI
CONTROLLABLE

Energy efficiency class

F

Ecodesign Regulation

The LED-only light source contained in this fixture must only be replaced by the manufacturer, its support service or similarly qualified personnel.

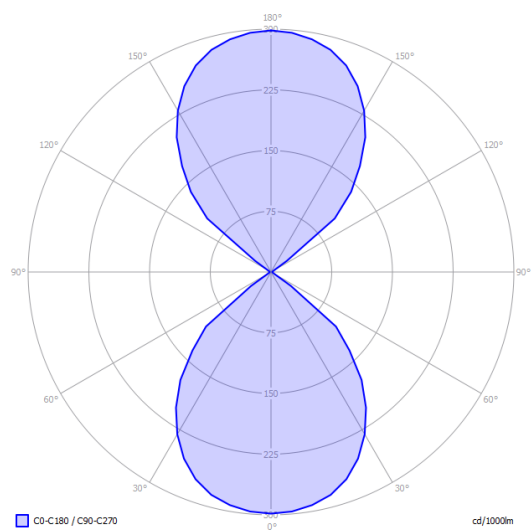


LODES

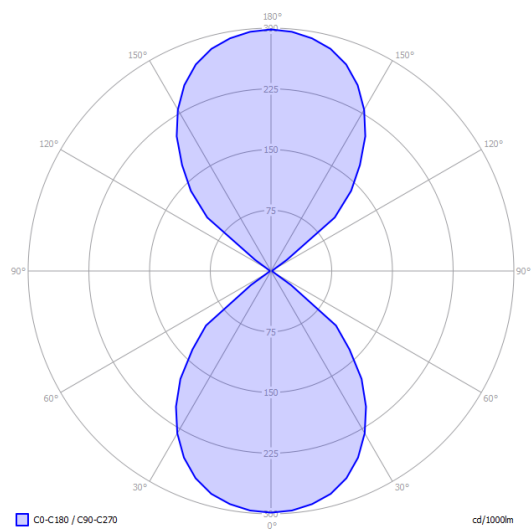
Nautilus

AC LED
2700 K
2 x 12 W
1990 lm
220–240 V
CRI 90
MacAdam 3–Step

Photometric data



AC LED
3000 K
2 x 12 W
2170 lm
220–240 V
CRI 90
MacAdam 3–Step



Options of Nautilus



Nautilus Mini



Nautilus Dim-to-Warm