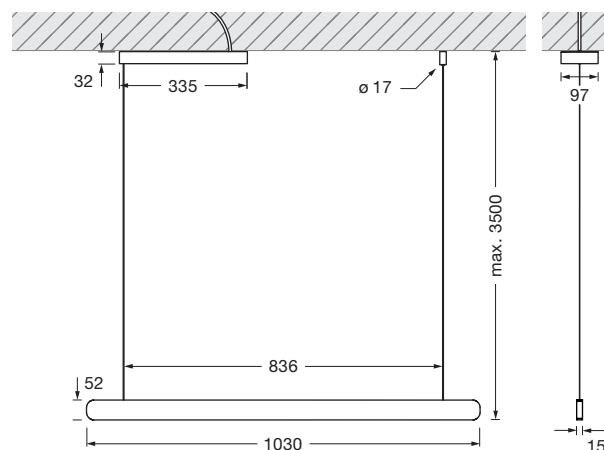


## Mito volo 100 fix up datasheet

Linear LED suspended luminaire with double-sided light emission and length of 103 cm. There is a choice of two lighting effects. table (wide) for use over tables – wide light beam directed downwards and upwards. room (narrow) for free-ly suspended luminaire lighting – concentrated light beam directed downwards, diffused light directed upwards. The suspension length is 50–350 cm (can be adjusted during fitting).

Version with integrated power supply unit for mounting on plaster surfaces; connection to 230 V AC mains voltage. Can be controlled via »touchless control« (gesture control on the head) and Occhio air or DALI; alternatively, dimmable via a trailing-edge phase cut dimmer\*. The colour temperature can be continuously controlled via »touchless control« or Occhio air or DALI from 2700 to 4000 K (optional 2200 to 3500 K) or can be preset (2700 / 3000 / 3500 / 4000 K).



incl. power supply unit

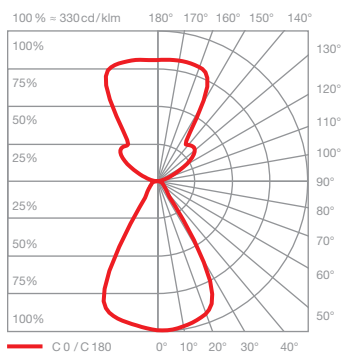
dimensions in mm

### technical data Mito volo 100 fix up

properties	material	head aluminium, painted, PVD-coated steel, optical plastic canopy painted plastic	
	height setting	500–3500 mm (can be adjusted during fitting)	
	weight	2.6 kg	
surface	head	bronze, matt gold, rose gold, matt silver, matt white, matt black, dark chrome, phantom, black phantom	
	canopy	matt white, matt black	
Occhio »color tune« LED	average life time	> 50.000 hrs	
	energy efficiency class (luminous efficiency)	G (66 lm / W)	
	power	LED 45 W (incl. Occhio power supply unit approx. 52 W, standby < 0.5 W)	
	color rendering index	high color; CRI Ra 95	
	color temperature (color consistency)	2700–4000 K (3-step)      2200–3500 K (2-step 2200 K, 3-step 3500 K)	
electricity	dimming	via trailing-edge phasecut dimmer*, »touchless control«, Occhio air or DALI	
	connection	230 V AC / 50 Hz	
	power factor power supply (cos φ1)	0.9	
	flicker / stroboscopic effect	1 (PstLM) / 0.9 (SVM)	
	permitted operating conditions	ambient temperature 10–30°C, for indoor use only	

\* For a list of compatible dimmers, see [www.occhio.com/dim\\_en](http://www.occhio.com/dim_en), trailing-edge phasecut dimmer, »touchless control«, Occhio air and DALI not combinable

## Mito volo 100 fix up lighting effects



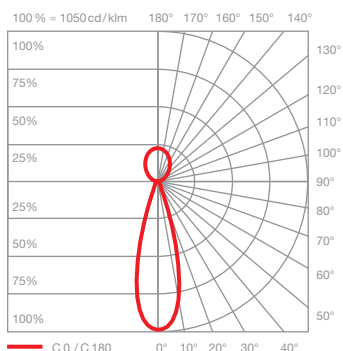

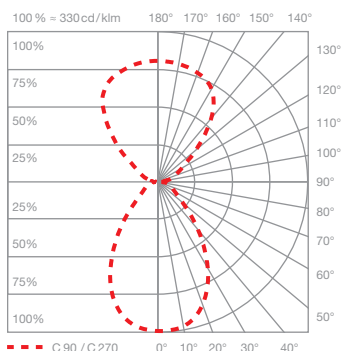
### table (wide)

wide light beam (up and down), beam angle approx. 80° (down)

inserts: wide / flood

luminous flux: high color 45 W 2900 lm

UGR (4H8H) < 19 \*



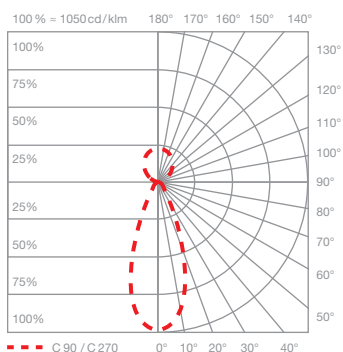

### room (narrow)

concentrated light downwards, beam angle approx. 25°, diffuse upwards

inserts: narrow / diffuse

luminous flux: high color 45 W 2800 lm

UGR (4H8H) < 19 \*

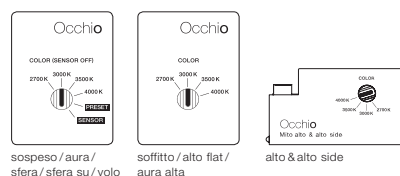


\* For a reliable assessment of glare values in a real application of a luminaire we recommend to carry out an individual calculation which can be prepared by our lighting team (lightingdesign@occhio.de).

## control options

### Control

#### Mito set box



sospeso / aura /  
sfera / sfera su / volo

soffitto / alto flat /  
aura alta

alto & alto side

#### sospeso / aura / sfera / volo:

COLOR (Sensor off)  
adjustable color temperature (4 stages)  
trailing-edge phase cut dimming possible

#### PRESET (sospeso / aura / volo)

adjustable color temperature (4 stages)  
adjustable up / down light intensity (5 stages)

#### PRESET (sfera)

color temperature adjustable (4 stages)  
light intensity adjustable (5 stages)

#### SENSOR

»touchless control« (gesture control)  
switching, dimming, up / down fading\*  
»color tune« (color temperature continuously  
adjustable) no external dimming possible

#### soffitto / alto / alto side / aura alta:

COLOR  
adjustable color temperature (4 stages)  
trailing-edge phase cut dimming possible

\*not with sfera

#### Mito »air« box



**Occhio air** (Bluetooth control using Occhio air app) or air controller (optional) control of individual luminaires, groups and scenes



sospeso / aura /  
sfera / volo

alto & alto side

#### sospeso / aura / sfera / volo:

##### SENSOR

»air« + »touchless control« (Bluetooth-  
and gesture control)  
control via »touchless control« and Occhio air app  
or »air« controller

##### SENSOR OFF

»air«  
control via Occhio air App or »air« controller  
switching, dimming, up / down fading »color tune«  
(color temperature continuously adjustable)



terra / raggio / largo /  
soffitto / alto flat / aura alta

#### terra / largo / raggio:

»air«, »touchless control« (largo / raggio / terra)  
and »body sensor« (raggio / terra) (Bluetooth- and  
gesture control) control via »touchless control«,  
»body sensor« and Occhio air App or »air«  
controller

»ambient light control« (terra)  
adjustment to ambient light

»presence sensor« (terra)  
presence identification and automatically  
shutdown by presence sensor

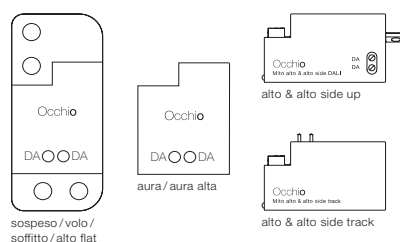
deactivation and adjustable via control  
and sensor with »air« app

#### alto / alto side / aura alta:

»air« (Bluetooth - control)  
control via Occhio air App or »air« controller  
switching, dimming »color tune« (color tempera-  
ture continuously adjustable), up / down fading  
(aura alta)

with Mito »air« box no external dimming possible

#### Mito DALI box (control via DALI)



sospeso / volo /  
soffitto / alto flat

aura / aura alta

alto & alto side track

#### sospeso / aura / aura alta / volo:

– color tune adjustable\*  
– adjust continuously dimming  
– up + downlight separate controllable  
(two DALI addresses needed)  
– no »touchless control«, no fading

#### soffitto / alto / alto side:

– color tune adjustable\*  
– continuously dimming

\* DALI controller DALI Device type 8 (DT8) for controlling of the color tune necessary further signs on [www.occhio.com/dali](http://www.occhio.com/dali)

## Mito volo 100 fix up DALI connection diagram

A maximum of 32 Mito volo units can be assigned to each DALI circuit.

The Mito volo requires two DALI addresses per luminaire, which enables control of the top and bottom sides via their own respective DALI address. The maximum output is reached if both DALI luminaires (top and bottom side) are set to maximum brightness (45 W = 22 W up and 22 W down; 60 W = 30 W up and 30 W down).

The Mito volo units can be organized into as many as 16 groups and equipped with an additional 16 scenarios (predefined settings).

Using a DALI short address, they can be actuated and configured individually. In addition, the bi-directional data transfer lets users query the state/status of individual luminaires.

You can find more detailed information at [www.occhio.com/dali](http://www.occhio.com/dali).

