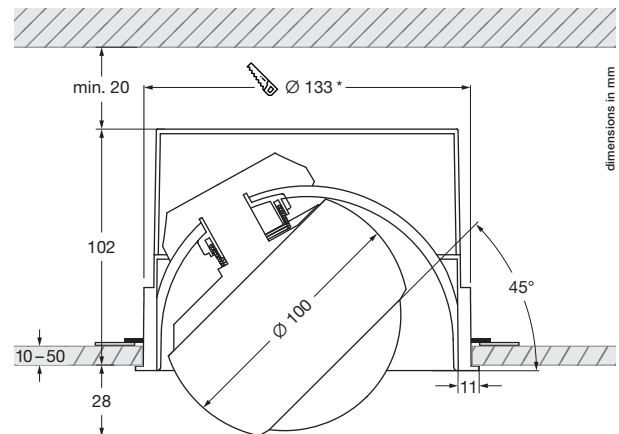



io piano pro datasheet

LED ceiling recessed spotlight with spherical head and lens optics; mounting flush with ceiling for hollow ceilings or solid ceilings with ceiling box. Thanks to the ball joint principle, the head is freely rotatable (with stop) and pivotable by 45° on the horizontal axis using a joint integrated into the tube.

Version with remote power supply unit; connection to external power source (driver). Dimmable via customer-supplied dimmable power supply unit. Choice of several variants for different installation solutions. Covers that are held in place magnetically are used in ceiling-mounted versions and in frameless models which either have a mounting plate or are mounted on panels that are accessible from the rear (used in hollow ceilings). Lighting effect through optional inserts can be changed at any time using a simple mechanism; the Occhio light module is replaceable.






















* cut-out dimensions
Installation depth: 122 mm

** minimum thermal distance, installation height depending on driver

technical data io piano pro

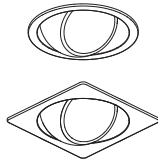
properties	material	aluminium chrome-plated, painted or anodised, plastic, glass, optical plastic		
	turning range	360° (with stop)		
	movability	45° (with stop)		
	weight	1.25 kg		
surface	head	matt gold, rose gold, bronze, shiny chrome, dark chrome, glossy white, matt white, matt black, phantom, black phantom		
	tube	matt white, matt black		
	cover	matt gold, rose gold, bronze, shiny chrome, dark chrome, matt white, matt black, phantom, black phantom		
Occhio light module	average life time	> 50.000 hrs		
	energy efficiency class (luminous efficiency)	G (85 lm / W)		
	power	LED 13 W		
	color rendering index	perfect color; CRI Ra 97	high flux; CRI Ra 85	
	color temperature	2700 K, 3000 K	3000 K, 3500 K, 4000 K	
electricity	dimming	dimmable with suitable power supply unit		
	power supply unit	max. 350 mA const. / >36 V DC		
	permitted operating conditions	ambient temperature 10–30°C, for indoor use only		

io piano pro overview inserts

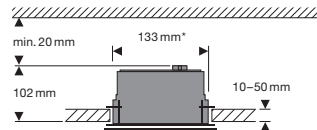
io head				
satinised glass				
soft edge glass				
fresnel lens				
color filter (optional, power of light source max. 13 W)				
lens				
				
	io C	io C with soft edge glass	io C with satinised glass	io C with fresnel lens

io piano pro mounting options

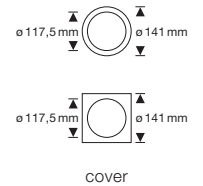
io piano cover pro
head H 50 mm, ϕ 100 mm
45° swivel angle
360° rotatability



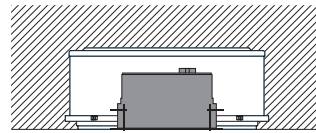
mounting tube with cover



hollow ceiling



cover

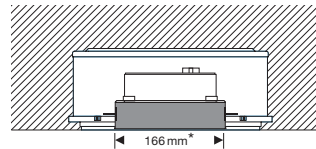


concrete ceiling
(Kaiser HaloX 250 with mineral-fibre board)
driver max. L 210 mm x W 30 mm

io piano pure
head H 50 mm, ϕ 100 mm
45° swivel angle
360° rotatability

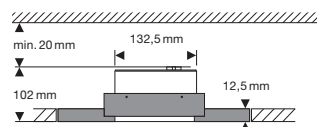
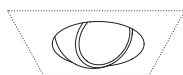


flush-mount ring for seamless mounting

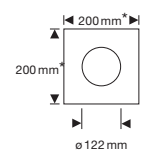


concrete ceiling plastered, no fair-faced concrete
(Kaiser HaloX 250 with mineral-fibre board)
driver max. L 210 mm x W 30 mm

mounting board for seamless mounting

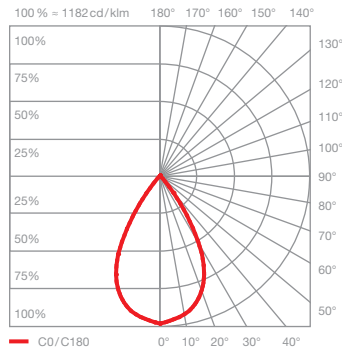


hollow ceiling
(mineral-fibre board with holding ring)



*cut-out dimensions

io piano pro lighting effects

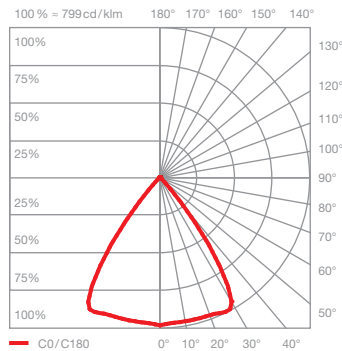



io C
directed light with contour beam angle
(approx. 80°)*

inserts: lens

luminous flux: perfect color 13 W 1010lm
high flux 13 W 1460lm

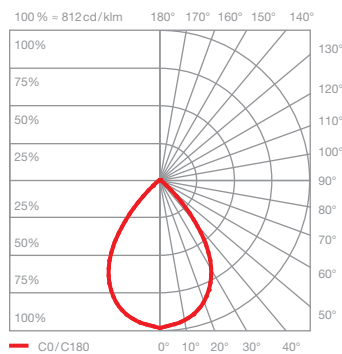

*without aperture



io C with soft edge glass
directed light with soft contour beam angle
(approx. 80°)

inserts: lens
soft edge glass

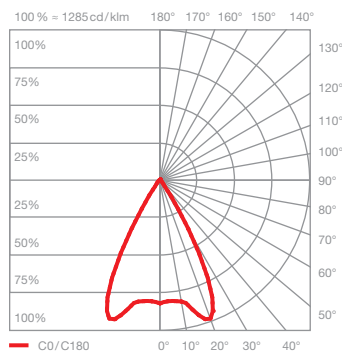

luminous flux: perfect color 13 W 900lm
high flux 13 W 1300lm



io C with satinised glass
directed light with soft contour beam angle
(approx. 100°)

inserts: lens
satinised glass

luminous flux: perfect color 13 W 740lm
high flux 13 W 1070lm



io C with fresnel lens
bundled light
beam angle approx. 60°

inserts: lens
fresnel lens

luminous flux: perfect color 13 W 830lm
high flux 13 W 1210lm