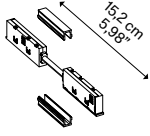


CATEGORY 007 TRACK SYSTEM ACCESSORY **NEW****DOUBLEZERO7** SUSPENDED UP&DOWN

Joint Connector



Net weight	0,15 g	Pack	1
Peso netto	0,03 lbs	Colli	

Description
Descrizione

Electrical connector ensuring power continuity between two track sections, suitable for both linear connections and corner elements.

Connettore elettrico per garantire la continuità dell'alimentazione tra due segmenti di binario, sia in connessioni lineari che negli elementi angolari.

Metal structure
Montatura in metallo

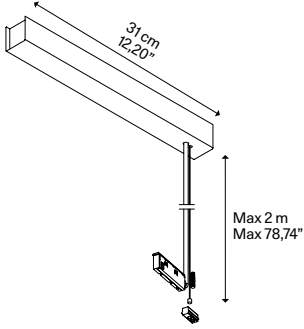
● Extra Matte Black
Nero Extra Opaco

Code
Codice

T07J001



Driver Box – Suspended



Net weight	800 g	Pack	1
Peso netto	1,76 lbs	Colli	

Description
Descrizione

Box with integrated 48V ON/OFF driver, featuring a 2 m power cable with an End Feed Connector for supplying power to the suspended track from above.

Box con driver 48V ON/OFF integrato, dotato di un cavo di alimentazione da 2 m con Connettore End Feed per alimentare il binario sospeso dalla parte superiore.

Metal structure
Montatura in metallo

● Extra Matte Black
Nero Extra Opaco

● Extra Matte Champagne
Champagne Extra Opaco

Power
Potenza

96 w

Code
Codice

T07HD01 2000

T07HD01 4500

48V ON/OFF Driver
for Remote installation

Net weight	97W	160 g	Pack	1
Peso netto		0,35 lbs	Colli	
	200W	320 g		
		0,70 lbs		

Description
Descrizione

48V ON/OFF driver for remote installation, powering the track up to a total load of 96W or 200W.

Driver 48V ON/OFF per installazione remota, che alimenta il binario fino a un carico totale di 96W o 200W.

Metal structure
Montatura in metallo

● Extra Matte Black
Nero Extra Opaco

● Extra Matte Black
Nero Extra Opaco

Power
Potenza

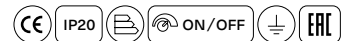
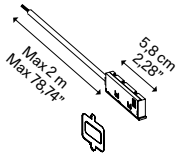
96 w

200 w

Code
Codice

T07ED01 00

T07ED02 00

Feed Connector
for Remote-Driver installation

Net weight	100 g	Pack	1
Peso netto	0,22 lbs	Colli	

Description
Descrizione

Electrical connector for powering the track from one end in remote-driver installations and for connecting a DALI BUS. Includes an installation key for the Trimless Recessed profile.

Connettore elettrico per alimentare il binario da un'estremità nelle installazioni con driver remoto e per collegare un bus DALI. Include una chiave di installazione per il profilo Trimless Recessed.

Metal structure
Montatura in metallo

● Extra Matte Black
Nero Extra Opaco

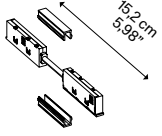
Code
Codice

T07J002



CATEGORY 007 TRACK SYSTEM ACCESSORY **NEW****DOUBLEZERO7** SURFACE

Joint Connector



Net weight	0,15 g	Pack	1
Peso netto	0,03 lbs	Colli	

Description
Descrizione

Electrical connector ensuring power continuity between two track sections, suitable for both linear connections and corner elements.

Connettore elettrico per garantire la continuità dell'alimentazione tra due segmenti di binario, sia in connessioni lineari che negli elementi angolari.

Metal structure
Montatura in metallo

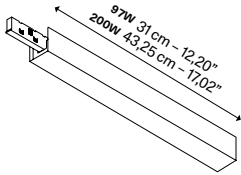
● Extra Matte Black
Nero Extra Opaco

Code
Codice

T07J001



Driver Box End Feed



Net weight	97W	600 g	Pack	1
Peso netto		1,32 lbs	Colli	
	200W	750 g		
		1,65 lbs		

Description
Descrizione

Box with integrated 48V ON/OFF driver, featuring a single side end-feed connector for powering the track from one end.

Box con driver 48V ON/OFF integrato, dotato di connettore end-feed laterale per alimentare il binario da un'estremità.

Metal structure
Montatura in metallo

● Extra Matte Black
Nero Extra Opaco

● Extra Matte Champagne
Champagne Extra Opaco

● Extra Matte Black
Nero Extra Opaco

● Extra Matte Champagne
Champagne Extra Opaco

Power
Potenza

96 w

200 w

Code
Codice

T07AD01 2000

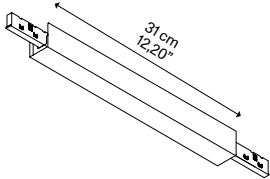
T07AD01 4500

T07AD02 2000

T07AD02 4500



Driver Box Central Feed



Net weight	600 g	Pack	1
Peso netto	1,32 lbs	Colli	

Description
Descrizione

48V ON/OFF driver box with dual side connectors for powering the track from a central point in both directions.

Box con driver 48V ON/OFF integrato, con doppio connettore laterale per alimentare il binario da un punto centrale in entrambe le direzioni.

Metal structure
Montatura in metallo

● Extra Matte Black
Nero Extra Opaco

● Extra Matte Champagne
Champagne Extra Opaco

Power
Potenza

96 w

Code
Codice

T07AD03 2000

T07AD03 4500

48V ON/OFF Driver
for Remote installation

Net weight	97W	160 g	Pack	1
Peso netto		0,35 lbs	Colli	
	200W	320 g		
		0,70 lbs		

Description
Descrizione

48V ON/OFF driver for remote installation, powering the track up to a total load of 96W or 200W.

Driver 48V ON/OFF per installazione remota, che alimenta il binario fino a un carico totale di 96W o 200W.

Metal structure
Montatura in metallo

● Extra Matte Black
Nero Extra Opaco

● Extra Matte Black
Nero Extra Opaco

Power
Potenza

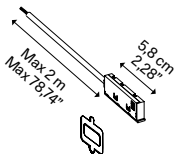
96 w

200 w

Code
Codice

T07ED01 00

T07ED02 00

Feed Connector
for Remote-Driver installation

Net weight	100 g	Pack	1
Peso netto	0,22 lbs	Colli	

Description
Descrizione

Electrical connector for powering the track from one end in remote-driver installations and for connecting a DALI BUS. Includes an installation key for the Trimless Recessed profile.

Connettore elettrico per alimentare il binario da un'estremità nelle installazioni con driver remoto e per collegare un bus DALI. Include una chiave di installazione per il profilo Trimless Recessed.

Metal structure
Montatura in metallo

● Extra Matte Black
Nero Extra Opaco

Code
Codice

T07J002

