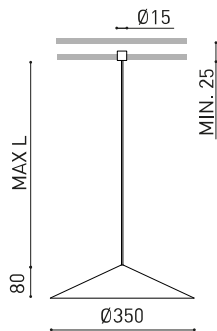




Dimensions



Accessories



CORD ACCESSORY



TRIMLESS TOOL

PRODUCT

| | |
|-----------|--|
| Name | DUNE 35 WIRE TRIMLESS 2M DIM DALI 3000K WT |
| Reference | A4822021WT |
| Color | Textured white - Other colours, please consult |
| RAL | 9016 |
| Category | SUSPENSION |

LIGHT SOURCE

| | |
|-------------------------|----------------------------------|
| Type | LED |
| Gross luminous flux | 600 lm |
| Colour temperature | 3000 K - Other K, please consult |
| Chromatic stability | MacAdam Step 2 |
| Colour Rendering Index | CRI>90 |
| Power | 4 W |
| Current | 120 mA |
| Efficacy | 150 lm/W |
| LED lifespan | L90B10 >55.000h |
| Energy efficiency class | E |

LIGHTING FIXTURE | PHOTOMETRIC DATA

| | |
|---------------------|------|
| Lighting efficiency | 83% |
| Light beam angle | 132° |

LIGHTING FIXTURE | ELECTRICAL DATA

| | |
|-----------------------------|----------------------------------|
| Driver | Included - Remote |
| Power values of the system | 5,45 W |
| Frequency | 50/60 Hz |
| Dimming | DALI - Other DIM, please consult |
| Electrical insulation class | □ |

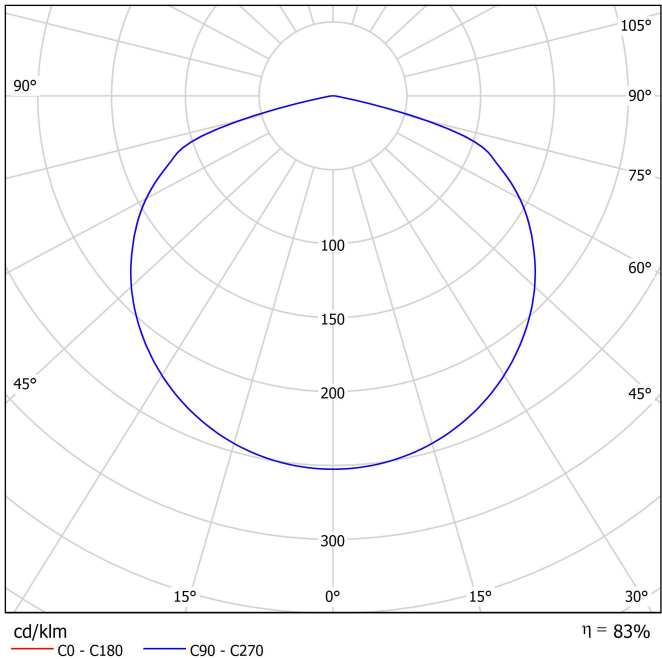
OTHER DATA

| | |
|---------------------------|---------------------------|
| Sealing | IP20 |
| Wireless control | Please Consult |
| Recess measurements | Ø20 mm |
| Cord length | Max. 2 m |
| Fast adjustment tensioner | No |
| Weight | 790 g |
| Packaged weight | 1236 g |
| Packaging dimensions | 439 x 384 x 127 mm |
| Units per package | 1 |
| Materials | Aluminium / Polycarbonate |

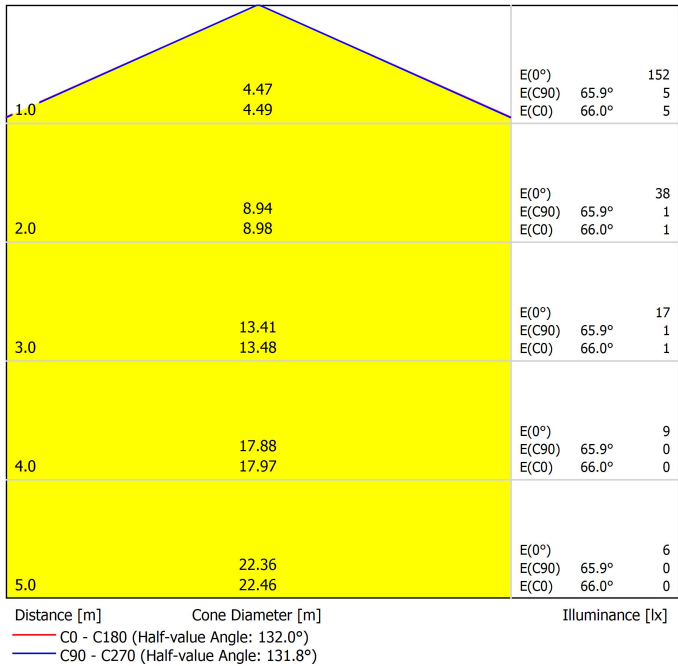


The Dune suspension luminaire dresses the light and builds the space with a conical, classic and light silhouette. Its language between the technical and the decorative, redefines this archetype with a pure geometry of sharp edges like folded paper, and a placid and homogeneous projected light that invites to enjoy.

Polar diagram



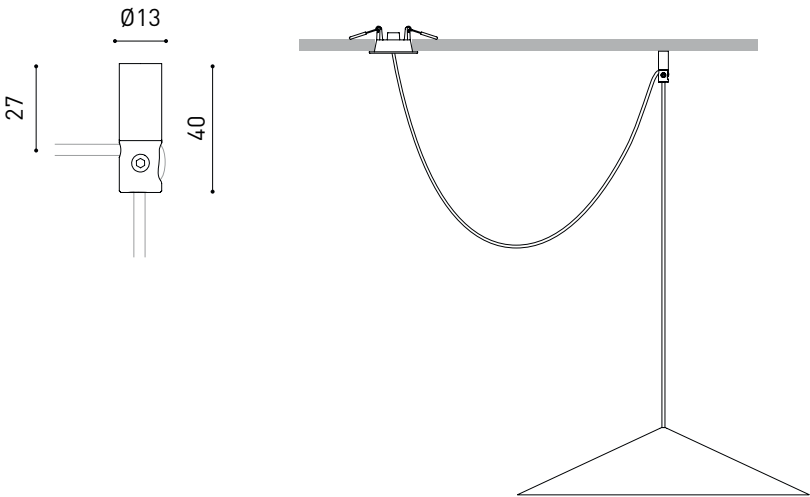
Conical diagram





| | | | |
|-----------|--|----------------|--|
| | | PRODUCT | |
| Model | | Cord Accessory | |
| Reference | | 0223-00-00 N | |
| Colour | | N ■ RAL9005 | |
| Category | | Accessories | |

Dimmensional drawing





INSTALLATION GUIDE
https://youtu.be/sa_xAgj4ji4



| PRODUCT | |
|-----------|-----------------------------------|
| Model | Trimless Tool D20 X D52 MM |
| Reference | A478-00-01 |
| Category | Accessories |





Fuente de luz (LED) reemplazable por un profesional autorizado

Replaceable (LED only) light source by an authorized professional.

Source lumineuse (LED) remplaçable par un professionnel agréé

Sorgente luminosa (LED) sostituibile da parte di un professionista autorizzato

Austauschbare (LED) Lichtquelle durch einen autorisierten Fachmann



Equipo de control reemplazable por un profesional autorizado

Replaceable control gear by an authorized professional

Dispositif de commande remplaçable par un professionnel agréé

Alimentatore sostituibile da parte di un professionista autorizzato

Auswechselbares Betriebsgerät durch autorisierten Fachmann

Instrucciones para el final de vida y la eliminación de los componentes:

Instructions on end-of-life and component disposal:

Instructions pour la gestion des composants en fin de vie et leur mise au rebut :

Istruzioni per il fine vita e lo smaltimento dei componenti:

Anweisungen zur entsorgung der Leuchtenkomponenten:



Interrumpir la alimentación del aparato
Cut the power supply to the luminaire
Couper l'alimentation du luminaire
Interrompere l'alimentazione dell'apparecchio
Stromversorgung der Leuchte unterbrechen



Quitar la(s) fuente(s) de luz para el desecho
Remove light source(s) for disposal
Retirer la (les) source(s) lumineuse(s) pour l'élimination
Rimuovere la/le sorgente/e di luce per lo smaltimento
Lichtquelle(n) zur Entsorgung entfernen



Quitar la batería para el desecho
Remove the battery for decommissioning
Retirer la batterie pour sa mise au rebut
Rimuovere la batteria per la dismissione
Die Batterie ordnungsgemäß entsorgen



Quitar el equipo de control para el desecho
Remove control gear for disposal
Retirer le dispositif de commande pour l'élimination
Rimuovere l'alimentatore per lo smaltimento
Betriebsgerät zur Entsorgung ausbauen

Enviar los materiales a un centro de recogida RAEE
Send the materials to a WEEE collection centre
Envoyer les matériaux dans une déchetterie DEEE
Inviare i materiali ad un centro di raccolta RAEE
Die Materialien in einem WEEE-Zentrum entsorgen

