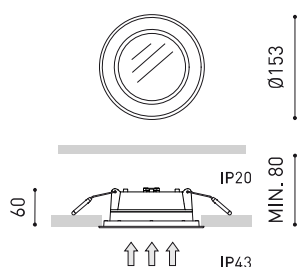




Dimensions



Awards



PRODUCT

Name	DROP MINI 2 3000K WT
Reference	A1940211WT
Color	Textured white
RAL	9016
Category	CEILING RECESSED

LIGHT SOURCE

Type	LED
Gross luminous flux	1050 lm
Colour temperature	3000 K
Chromatic stability	MacAdam Step 2
Colour Rendering Index	CRI>90
Power	7 W
Current	500 mA
Efficacy	150 lm/W
LED lifespan	L80B10 >60.000h
Energy efficiency class	D

LIGHTING FIXTURE | PHOTOMETRIC DATA

Lighting efficiency	78%
Light beam angle	94°

LIGHTING FIXTURE | ELECTRICAL DATA

Driver	Included - Connected
Power values of the system	8,88 W
Frequency	50/60 Hz
Dimming	No Dim
Electrical insulation class	□

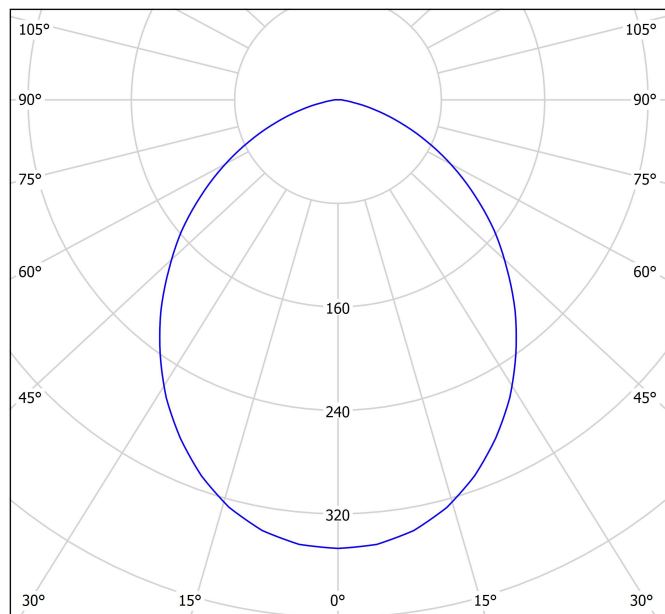
OTHER DATA

Sealing	IP43
Wireless control	Please Consult
Emergency power supply	Please Consult
Impact resistance	IK07
Recess measurements	Ø140 mm
Weight	760 g
Packaged weight	931,9 g
Packaging dimensions	225 x 184 x 79 mm
Units per package	1
Materials	Aluminium / Polymethyl Methacrylate



When lit, the lighting of Drop produces an effect of erasing visually the rims of the fitting, creating the illusion of illumination which resembles that of a natural skylight.

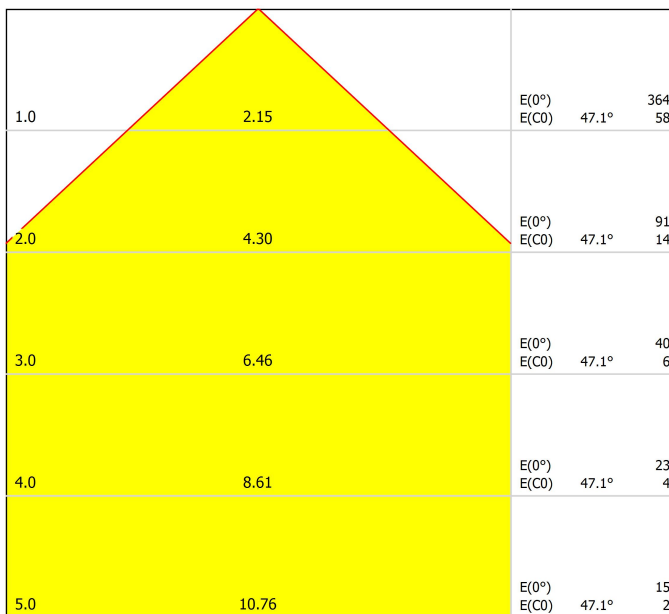
Polar diagram



cd/klm
— C0 - C180 — C90 - C270

η = 78%

Conical diagram



Distance [m] Cone Diameter [m]
— C0 - C180 (Half-value Angle: 94.2°)

Illuminance [lx]

UGR

Glare Evaluation According to UGR

Room Size	X	Y	2H	3H	4H	6H	8H	12H	2H	3H	4H	6H	8H	12H	2H	3H	4H	6H	8H	12H	2H	3H	4H	6H	8H	12H
2H	2H	22.4	23.6	22.7	23.9	24.1	22.4	23.6	22.7	23.9	24.1	22.4	23.6	22.7	23.9	24.1	22.4	23.6	22.7	23.9	24.1	22.4	23.6	22.7	23.9	24.1
3H	3H	23.6	24.7	24.0	25.0	25.3	23.6	24.7	24.0	25.0	25.3	23.6	24.7	24.0	25.0	25.3	23.6	24.7	24.0	25.0	25.3	23.6	24.7	24.0	25.0	25.3
4H	4H	24.0	25.0	24.3	25.3	25.5	24.0	25.0	24.3	25.3	25.5	24.0	25.0	24.3	25.3	25.5	24.0	25.0	24.3	25.3	25.5	24.0	25.0	24.3	25.3	25.5
6H	6H	24.1	25.0	24.4	25.3	25.6	24.1	25.0	24.4	25.3	25.6	24.1	25.0	24.4	25.3	25.6	24.1	25.0	24.4	25.3	25.6	24.1	25.0	24.4	25.3	25.6
8H	8H	24.1	25.0	24.5	25.3	25.6	24.1	25.0	24.5	25.3	25.6	24.1	25.0	24.5	25.3	25.6	24.1	25.0	24.5	25.3	25.6	24.1	25.0	24.5	25.3	25.6
12H	12H	24.1	25.0	24.5	25.3	25.6	24.1	25.0	24.5	25.3	25.6	24.1	25.0	24.5	25.3	25.6	24.1	25.0	24.5	25.3	25.6	24.1	25.0	24.5	25.3	25.6
4H	2H	22.9	23.9	23.2	24.2	24.4	22.9	23.9	23.2	24.2	24.4	22.9	23.9	23.2	24.2	24.4	22.9	23.9	23.2	24.2	24.4	22.9	23.9	23.2	24.2	24.4
3H	3H	24.2	25.1	24.6	25.4	25.8	24.2	25.1	24.6	25.4	25.8	24.2	25.1	24.6	25.4	25.8	24.2	25.1	24.6	25.4	25.8	24.2	25.1	24.6	25.4	25.8
4H	4H	24.7	25.4	25.0	25.8	26.1	24.7	25.4	25.0	25.8	26.1	24.7	25.4	25.0	25.8	26.1	24.7	25.4	25.0	25.8	26.1	24.7	25.4	25.0	25.8	26.1
6H	6H	24.8	25.5	25.3	25.9	26.3	24.8	25.5	25.3	25.9	26.3	24.8	25.5	25.3	25.9	26.3	24.8	25.5	25.3	25.9	26.3	24.8	25.5	25.3	25.9	26.3
8H	8H	24.9	25.5	25.3	25.9	26.3	24.9	25.5	25.3	25.9	26.3	24.9	25.5	25.3	25.9	26.3	24.9	25.5	25.3	25.9	26.3	24.9	25.5	25.3	25.9	26.3
12H	12H	24.9	25.4	25.3	25.8	26.3	24.9	25.4	25.3	25.8	26.3	24.9	25.4	25.3	25.8	26.3	24.9	25.4	25.3	25.8	26.3	24.9	25.4	25.3	25.8	26.3
4H	4H	24.8	25.4	25.2	25.8	26.2	24.8	25.4	25.2	25.8	26.2	24.8	25.4	25.2	25.8	26.2	24.8	25.4	25.2	25.8	26.2	24.8	25.4	25.2	25.8	26.2
6H	6H	25.0	25.5	25.5	25.9	26.4	25.0	25.5	25.5	25.9	26.4	25.0	25.5	25.5	25.9	26.4	25.0	25.5	25.5	25.9	26.4	25.0	25.5	25.5	25.9	26.4
8H	8H	25.1	25.5	25.6	26.0	26.4	25.1	25.5	25.6	26.0	26.4	25.1	25.5	25.6	26.0	26.4	25.1	25.5	25.6	26.0	26.4	25.1	25.5	25.6	26.0	26.4
12H	12H	25.1	25.5	25.6	26.0	26.5	25.1	25.5	25.6	26.0	26.5	25.1	25.5	25.6	26.0	26.5	25.1	25.5	25.6	26.0	26.5	25.1	25.5	25.6	26.0	26.5
4H	4H	24.8	25.3	25.2	25.7	26.1	24.8	25.3	25.2	25.7	26.1	24.8	25.3	25.2	25.7	26.1	24.8	25.3	25.2	25.7	26.1	24.8	25.3	25.2	25.7	26.1
6H	6H	25.0	25.4	25.5	25.9	26.4	25.0	25.4	25.5	25.9	26.4	25.0	25.4	25.5	25.9	26.4	25.0	25.4	25.5	25.9	26.4	25.0	25.4	25.5	25.9	26.4
8H	8H	25.1	25.5	25.6	26.0	26.4	25.1	25.5	25.6	26.0	26.4	25.1	25.5	25.6	26.0	26.4	25.1	25.5	25.6	26.0	26.4	25.1	25.5	25.6	26.0	26.4

Variation of the observer position for the luminaire distances S

S = 1.0H	+0.2 / -0.3	+0.2 / -0.3
S = 1.5H	+0.4 / -0.7	+0.4 / -0.7
S = 2.0H	+0.8 / -1.3	+0.8 / -1.3

Standard table	BK03	BK03
Correction Summand	6.5	6.5

Corrected Glare Indices referring to 1050lm Total Luminous Flux



Fuente de luz (LED) reemplazable por un profesional autorizado

Replaceable (LED only) light source by an authorized professional.

Source lumineuse (LED) remplaçable par un professionnel agréé

Sorgente luminosa (LED) sostituibile da parte di un professionista autorizzato

Austauschbare (LED) Lichtquelle durch einen autorisierten Fachmann



Equipo de control reemplazable por un profesional autorizado

Replaceable control gear by an authorized professional

Dispositif de commande remplaçable par un professionnel agréé

Alimentatore sostituibile da parte di un professionista autorizzato

Auswechselbares Betriebsgerät durch autorisierten Fachmann

Instrucciones para el final de vida y la eliminación de los componentes:

Instructions on end-of-life and component disposal:

Instructions pour la gestion des composants en fin de vie et leur mise au rebut :

Istruzioni per il fine vita e lo smaltimento dei componenti:

Anweisungen zur entsorgung der Leuchtenkomponenten:



Interrumpir la alimentación del aparato
Cut the power supply to the luminaire
Couper l'alimentation du luminaire
Interrompere l'alimentazione dell'apparecchio
Stromversorgung der Leuchte unterbrechen



Quitar la(s) fuente(s) de luz para el desecho
Remove light source(s) for disposal
Retirer la (les) source(s) lumineuse(s) pour l'élimination
Rimuovere la/le sorgente/e di luce per lo smaltimento
Lichtquelle(n) zur Entsorgung entfernen



Quitar la batería para el desecho
Remove the battery for decommissioning
Retirer la batterie pour sa mise au rebut
Rimuovere la batteria per la dismissione
Die Batterie ordnungsgemäß entsorgen



Quitar el equipo de control para el desecho
Remove control gear for disposal
Retirer le dispositif de commande pour l'élimination
Rimuovere l'alimentatore per lo smaltimento
Betriebsgerät zur Entsorgung ausbauen

Enviar los materiales a un centro de recogida RAEE
Send the materials to a WEEE collection centre
Envoyer les matériaux dans une déchetterie DEEE
Inviare i materiali ad un centro di raccolta RAEE
Die Materialien in einem WEEE-Zentrum entsorgen

