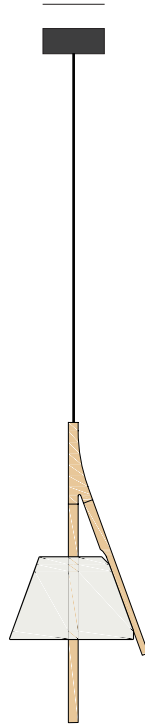


a

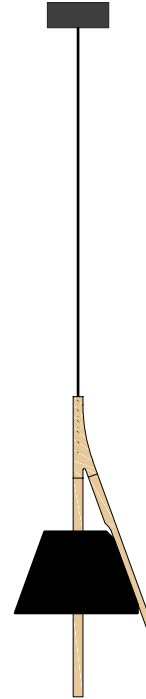
emotional light

cambo collection

Ø12cm | 4,7in



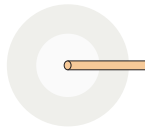
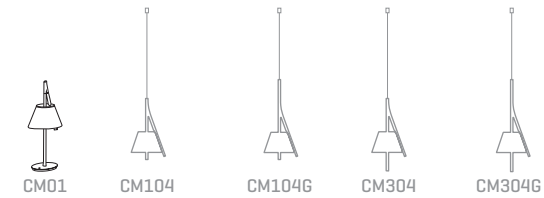
60cm



150cm | 59,1in

LED

ref. CM304




Ø23cm | 9in

Approximate measurements
Medidas aproximadas

MATERIALS & COMPONENTS | MATERIALES & COMPONENTES

LAMPSHADE | TULIPA


Painted stainless steel | One color to choose
Acero inoxidable pintado | Un color a elegir



BL



N



CUSTOM
COLOR

Beech wood | Madera de haya

Painted aluminum | Aluminio pintado

Built-in diffuser | Difusor incorporado

CANOPY AND CABLE

FLORÓN Y CABLE

Steel painted in matt black
Acero pintado en negro mate

Black cable

Cable negro

Standard: 150cm | 59,1in

Length/largo customizable

120V: 200cm | 78,7in

LIGHT SOURCE BUILT IN

FUENTE DE LUZ INCLUIDA

230V - 50Hz



7W 2700K 850lm built-in

Dimming system: PHASE CUT

This product contains
a light source of energy
efficiency class **D**
Este producto contiene una
fuente luminosa de la clase
de eficiencia energética **D**



120V - 60Hz



7W 2700K 850lm built-in

Dimming system: PHASE CONTROL & 0-10V

OTHER DATA | OTROS DATOS

NET WEIGHT

PESO NETO

1,4kg | 3,1lb

PACKAGING

EMBALAJE

31x32x73cm | 12,2x12,6x28,7 in

1,9kg | 4,2lb

ELECTRICAL FEATURES

CARACTERÍSTICAS ELÉCTRICAS



CERTIFICATIONS

CERTIFICACIONES

