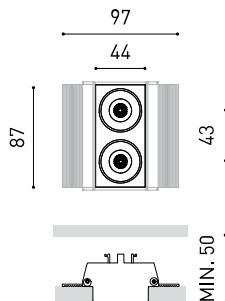




## Dimensions



## Awards



## PRODUCT

Name	BLACK FOSTER TRI 2 FLOOD 4000K W
Reference	A3182012W
Color	White
RAL	Colour in the mass looks alike RAL 9010
Category	CEILING RECESSED

## LIGHT SOURCE

Type	LED
Gross luminous flux	500 lm
Colour temperature	4000 K
Chromatic stability	MacAdam Step 3
Colour Rendering Index	CRI>90
Power	4,2 W
Current	700 mA
Efficacy	119 lm/W
LED lifespan	L90B10 >102.000h

## LIGHTING FIXTURE | PHOTOMETRIC DATA

Lighting efficiency	86%
Light beam angle	38°

## LIGHTING FIXTURE | ELECTRICAL DATA

Driver	Included - Remote
Power values of the system	6,10 W
Frequency	50/60 Hz
Dimming	No Dim
Electrical insulation class	□

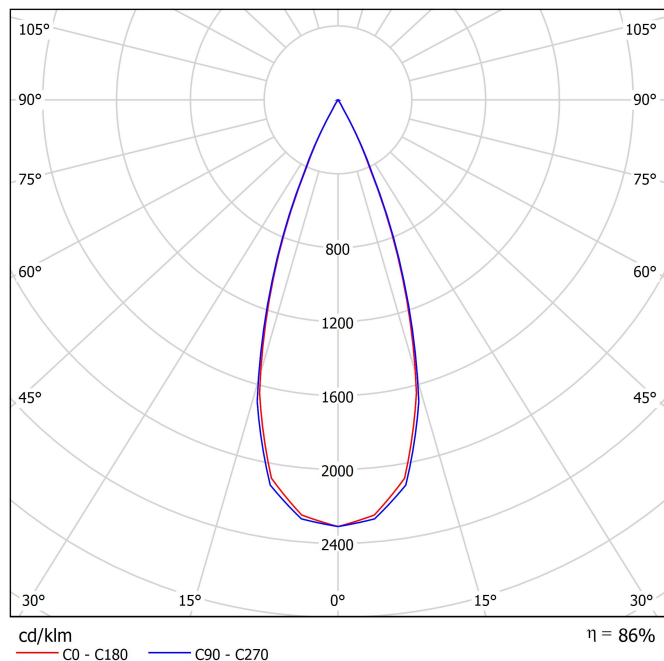
## OTHER DATA

Sealing	IP20
Wireless control	Please Consult
Emergency power supply	Please Consult
Recess measurements	50 x 93 mm
Weight	180 g
Packaged weight	275 g
Packaging dimensions	212 x 155 x 73 mm
Units per package	1
Materials	Aluminium / Acrylonitrile Butadiene Styrene / Polycarbonate

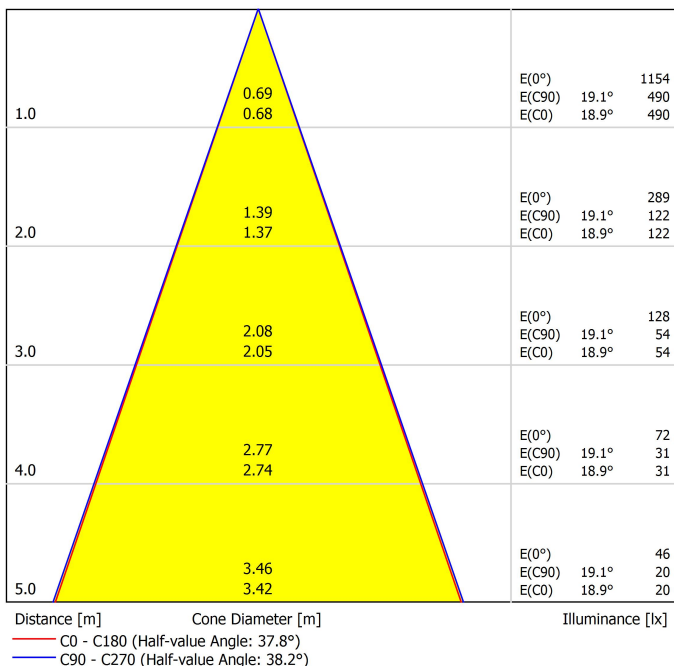


Black Foster is the product that transfers the claimed effect "The Invisible Black" to a recessed-isolated lineal luminary; also available in trimless version. If we take a closer view to the recessed model, its bezel is so thin than when lighted up, it is unperceived; offering an aesthetic of "visual trimless". Black Foster stands out for its refinement, its visual comfort and for almost completely hide the source of light from the human eye range.

## Polar diagram



## Conical diagram



## UGR

Glare Evaluation According to UGR												
ρ Ceiling	70	70	50	50	30	70	70	50	50	30	70	70
ρ Walls	50	30	50	30	30	50	30	50	30	30	50	30
ρ Floor	20	20	20	20	20	20	20	20	20	20	20	20
Room Size X                  Y	Viewing direction at right angles to lamp axis					Viewing direction parallel to lamp axis						
2H	2H	-10.0	-9.4	-9.8	-9.2	-9.0	-9.7	-9.0	-9.4	-8.8	-8.6	-8.6
	3H	-5.0	-4.4	-4.7	-4.2	-4.0	-4.8	-4.2	-4.5	-3.9	-3.7	-3.7
	4H	-2.1	-1.6	-1.8	-1.3	-1.1	-1.7	-1.1	-1.4	-0.9	-0.6	-0.6
	6H	1.4	1.9	1.7	2.2	2.5	1.6	2.1	1.9	2.4	2.7	2.7
	8H	3.2	3.7	3.6	4.0	4.3	3.4	3.9	3.7	4.2	4.5	4.5
	12H	5.2	5.7	5.6	6.0	6.3	5.3	5.8	5.7	6.1	6.4	6.4
4H	2H	-8.4	-7.9	-8.1	-7.6	-7.4	-8.2	-7.6	-7.9	-7.4	-7.1	-7.1
	3H	-3.2	-2.8	-2.9	-2.5	-2.1	-3.0	-2.6	-2.7	-2.3	-2.0	-2.0
	4H	-0.2	0.2	0.2	0.5	0.9	0.1	0.5	0.5	0.8	1.2	1.2
	6H	3.3	3.6	3.7	4.0	4.4	3.5	3.8	3.9	4.2	4.6	4.6
	8H	5.2	5.5	5.6	5.9	6.3	5.3	5.6	5.7	6.0	6.4	6.4
	12H	7.3	7.5	7.7	7.9	8.3	7.4	7.6	7.8	8.0	8.4	8.4
8H	4H	1.1	1.4	1.6	1.8	2.2	1.4	1.6	1.8	2.0	2.4	2.4
	6H	4.8	5.0	5.2	5.4	5.9	4.9	5.1	5.4	5.5	6.0	6.0
	8H	6.8	7.0	7.3	7.4	7.9	6.9	7.0	7.3	7.5	8.0	8.0
	12H	9.0	9.1	9.5	9.6	10.1	9.1	9.2	9.6	9.7	10.2	10.2
	4H	1.6	1.9	2.0	2.3	2.7	1.8	2.1	2.2	2.5	2.9	2.9
	6H	5.3	5.5	5.8	5.9	6.4	5.4	5.6	5.9	6.0	6.5	6.5
12H	8H	7.4	7.6	7.9	8.0	8.5	7.5	7.6	8.0	8.1	8.6	8.6
	8H	7.4	7.6	7.9	8.0	8.5	7.5	7.6	8.0	8.1	8.6	8.6
Variation of the observer position for the luminaire distances S												
S = 1.0H S = 1.5H S = 2.0H	+0.5 / -0.3 +1.1 / -0.5 +1.9 / -0.8					+0.6 / -0.3 +1.3 / -0.5 +2.3 / -0.8						
Standard table	---					---						
Correction Summand	---					---						
Corrected Glare Indices referring to 500lm Total Luminous Flux												

## Installation guide



<https://youtu.be/tgGsQdaYe-w>



Fuente de luz (LED) reemplazable por un profesional autorizado

Replaceable (LED only) light source by an authorized professional.

Source lumineuse (LED) remplaçable par un professionnel agréé

Sorgente luminosa (LED) sostituibile da parte di un professionista autorizzato

Austauschbare (LED) Lichtquelle durch einen autorisierten Fachmann



Equipo de control reemplazable por un profesional autorizado

Replaceable control gear by an authorized professional

Dispositif de commande remplaçable par un professionnel agréé

Alimentatore sostituibile da parte di un professionista autorizzato

Auswechselbares Betriebsgerät durch autorisierten Fachmann

## Instrucciones para el final de vida y la eliminación de los componentes:

### Instructions on end-of-life and component disposal:

### Instructions pour la gestion des composants en fin de vie et leur mise au rebut :

### Istruzioni per il fine vita e lo smaltimento dei componenti:

### Anweisungen zur entsorgung der Leuchtenkomponenten:



Interrumpir la alimentación del aparato  
Cut the power supply to the luminaire  
Couper l'alimentation du luminaire  
Interrompere l'alimentazione dell'apparecchio  
Stromversorgung der Leuchte unterbrechen



Quitar la(s) fuente(s) de luz para el desecho  
Remove light source(s) for disposal  
Retirer la (les) source(s) lumineuse(s) pour l'élimination  
Rimuovere la/le sorgente/e di luce per lo smaltimento  
Lichtquelle(n) zur Entsorgung entfernen



Quitar la batería para el desecho  
Remove the battery for decommissioning  
Retirer la batterie pour sa mise au rebut  
Rimuovere la batteria per la dismissione  
Die Batterie ordnungsgemäß entsorgen



Quitar el equipo de control para el desecho  
Remove control gear for disposal  
Retirer le dispositif de commande pour l'élimination  
Rimuovere l'alimentatore per lo smaltimento  
Betriebsgerät zur Entsorgung ausbauen

Enviar los materiales a un centro de recogida RAEE  
Send the materials to a WEEE collection centre  
Envoyer les matériaux dans une déchetterie DEEE  
Inviare i materiali ad un centro di raccolta RAEE  
Die Materialien in einem WEEE-Zentrum entsorgen

