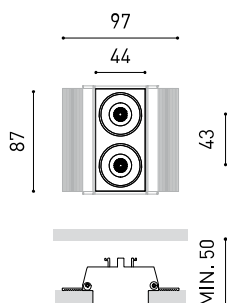




## Dimensions



## Awards



## PRODUCT

|           |                                  |
|-----------|----------------------------------|
| Name      | BLACK FOSTER TRI 2 FLOOD 2700K N |
| Reference | A3182010N                        |
| Color     | Black                            |
| RAL       | 9005                             |
| Category  | CEILING RECESSED                 |

## LIGHT SOURCE

|                        |                  |
|------------------------|------------------|
| Type                   | LED              |
| Gross luminous flux    | 380 lm           |
| Colour temperature     | 2700 K           |
| Chromatic stability    | MacAdam Step 3   |
| Colour Rendering Index | CRI>90           |
| Power                  | 4,2 W            |
| Current                | 700 mA           |
| Efficacy               | 90 lm/W          |
| LED lifespan           | L90B10 >102.000h |

## LIGHTING FIXTURE | PHOTOMETRIC DATA

|                     |     |
|---------------------|-----|
| Lighting efficiency | 92% |
| Light beam angle    | 38° |

## LIGHTING FIXTURE | ELECTRICAL DATA

|                             |                   |
|-----------------------------|-------------------|
| Driver                      | Included - Remote |
| Power values of the system  | 6,10 W            |
| Frequency                   | 50/60 Hz          |
| Dimming                     | No Dim            |
| Electrical insulation class | □                 |

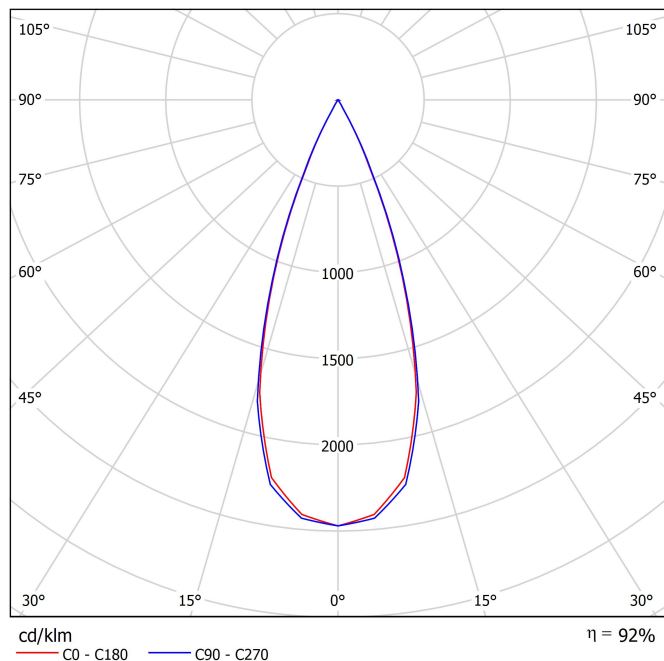
## OTHER DATA

|                        |   |
|------------------------|---|
| Sealing                | IP20  |
| Wireless control       | Please Consult  |
| Emergency power supply | Please Consult  |
| Recess measurements    | 50 x 93 mm  |
| Weight                 | 180 g   |
| Packaged weight        | 275 g   |
| Packaging dimensions   | 212 x 155 x 73 mm   |
| Units per package      | 1   |
| Materials              | Aluminium / Acrylonitrile Butadiene Styrene / Polycarbonate |

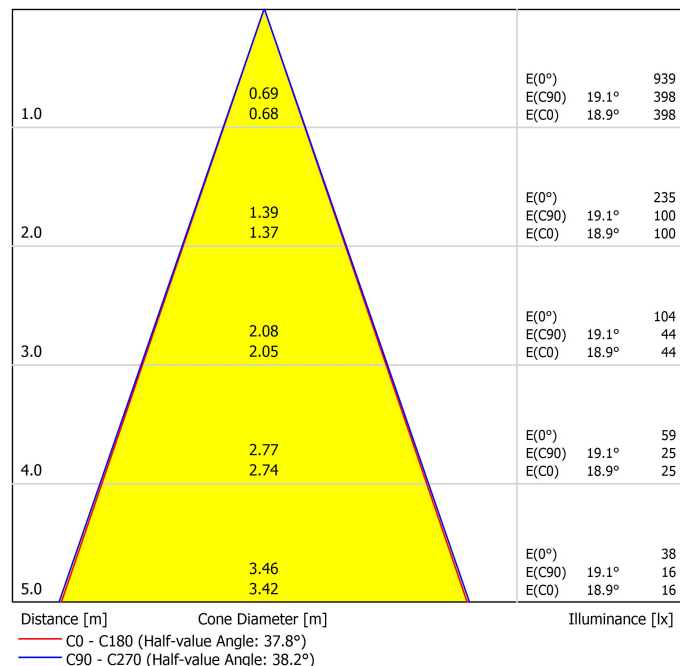


Black Foster is the product that transfers the claimed effect "The Invisible Black" to a recessed-isolated lineal luminary; also available in trimless version. If we take a closer view to the recessed model, its bezel is so thin than when lighted up, it is unperceived; offering an aesthetic of "visual trimless". Black Foster stands out for its refinement, its visual comfort and for almost completely hide the source of light from the human eye range.

## Polar diagram



## Conical diagram



## UGR

| Glare Evaluation According to UGR                                |   |       |       |       |      |  |       |      |       |      |      |  |
|--|---|-------|-------|-------|------|--|-------|------|-------|------|------|--|
| ρ Ceiling  | 70  | 70    | 50    | 50    | 30   | 70   | 70    | 50   | 50    | 30   |      |  |
| ρ Walls  | 50  | 30    | 50    | 30    | 30   | 50   | 30    | 50   | 30    | 30   |      |  |
| ρ Floor  | 20  | 20    | 20    | 20    | 20   | 20   | 20    | 20   | 20    | 20   |      |  |
| Room Size<br>X                  Y                                | Viewing direction at right angles<br>to lamp axis |       |       |       |      | Viewing direction parallel<br>to lamp axis |       |      |       |      |      |  |
| 2H   | 2H  | -10.8 | -10.1 | -10.5 | -9.9 | -9.7                                       | -10.4 | -9.7 | -10.1 | -9.6 | -9.4 |  |
|  | 3H  | -5.7  | -5.1  | -5.4  | -4.9 | -4.7                                       | -5.5  | -4.9 | -5.2  | -4.6 | -4.4 |  |
|  | 4H  | -2.8  | -2.3  | -2.5  | -2.0 | -1.8                                       | -2.4  | -1.8 | -2.1  | -1.6 | -1.3 |  |
|  | 6H  | 0.7   | 1.2   | 1.0   | 1.4  | 1.7  | 0.9   | 1.4  | 1.2   | 1.7  | 2.0  |  |
|  | 8H  | 2.5   | 3.0   | 2.9   | 3.3  | 3.6  | 2.7   | 3.1  | 3.0   | 3.4  | 3.7  |  |
| 4H   | 12H   | 4.5   | 5.0   | 4.9   | 5.3  | 5.6  | 4.6   | 5.1  | 5.0   | 5.4  | 5.7  |  |
|  | 2H  | -9.1  | -8.6  | -8.8  | -8.3 | -8.1                                       | -8.9  | -8.4 | -8.6  | -8.1 | -7.9 |  |
|  | 3H  | -3.9  | -3.5  | -3.6  | -3.2 | -2.9                                       | -3.7  | -3.3 | -3.4  | -3.0 | -2.7 |  |
|  | 4H  | -0.9  | -0.5  | -0.6  | -0.2 | 0.1  | -0.6  | -0.2 | -0.2  | 0.1  | 0.5  |  |
|  | 6H  | 2.6   | 2.9   | 3.0   | 3.3  | 3.7  | 2.8   | 3.1  | 3.2   | 3.5  | 3.8  |  |
| 8H   | 8H  | 4.5   | 4.8   | 4.9   | 5.2  | 5.6  | 4.6   | 4.9  | 5.0   | 5.3  | 5.7  |  |
|  | 12H   | 6.6   | 6.8   | 7.0   | 7.2  | 7.6  | 6.6   | 6.9  | 7.1   | 7.3  | 7.7  |  |
|  | 4H  | 0.4   | 0.7   | 0.8   | 1.1  | 1.5  | 0.7   | 0.9  | 1.1   | 1.3  | 1.7  |  |
|  | 6H  | 4.1   | 4.3   | 4.5   | 4.7  | 5.1  | 4.2   | 4.4  | 4.6   | 4.8  | 5.3  |  |
|  | 8H  | 6.1   | 6.3   | 6.5   | 6.7  | 7.2  | 6.1   | 6.3  | 6.6   | 6.8  | 7.2  |  |
| 12H  | 12H   | 8.3   | 8.4   | 8.8   | 8.9  | 9.4  | 8.4   | 8.5  | 8.8   | 9.0  | 9.5  |  |
|  | 4H  | 0.9   | 1.1   | 1.3   | 1.5  | 2.0  | 1.1   | 1.3  | 1.5   | 1.7  | 2.2  |  |
|  | 6H  | 4.6   | 4.8   | 5.1   | 5.2  | 5.7  | 4.7   | 4.9  | 5.2   | 5.3  | 5.8  |  |
|  | 8H  | 6.7   | 6.8   | 7.2   | 7.3  | 7.8  | 6.8   | 6.9  | 7.2   | 7.4  | 7.9  |  |
| Variation of the observer position for the luminaire distances S |   |       |       |       |      |  |       |      |       |      |      |  |
| S = 1.0H<br>S = 1.5H<br>S = 2.0H                                 | +0.5 / -0.3<br>+1.1 / -0.5<br>+1.9 / -0.8         |       |       |       |      | +0.6 / -0.3<br>+1.3 / -0.5<br>+2.3 / -0.8  |       |      |       |      |      |  |
| Standard table<br>Correction<br>Summand                          | ---   |       |       |       |      | ---  |       |      |       |      |      |  |
| Corrected Glare Indices referring to 380lm Total Luminous Flux   |   |       |       |       |      |  |       |      |       |      |      |  |

## Installation guide



<https://youtu.be/tgGsQdaYe-w>



Fuente de luz (LED) reemplazable por un profesional autorizado

Replaceable (LED only) light source by an authorized professional.

Source lumineuse (LED) remplaçable par un professionnel agréé

Sorgente luminosa (LED) sostituibile da parte di un professionista autorizzato

Austauschbare (LED) Lichtquelle durch einen autorisierten Fachmann



Equipo de control reemplazable por un profesional autorizado

Replaceable control gear by an authorized professional

Dispositif de commande remplaçable par un professionnel agréé

Alimentatore sostituibile da parte di un professionista autorizzato

Auswechselbares Betriebsgerät durch autorisierten Fachmann

## Instrucciones para el final de vida y la eliminación de los componentes:

### Instructions on end-of-life and component disposal:

### Instructions pour la gestion des composants en fin de vie et leur mise au rebut :

### Istruzioni per il fine vita e lo smaltimento dei componenti:

### Anweisungen zur entsorgung der Leuchtenkomponenten:



Interrumpir la alimentación del aparato  
Cut the power supply to the luminaire  
Couper l'alimentation du luminaire  
Interrompere l'alimentazione dell'apparecchio  
Stromversorgung der Leuchte unterbrechen



Quitar la(s) fuente(s) de luz para el desecho  
Remove light source(s) for disposal  
Retirer la (les) source(s) lumineuse(s) pour l'élimination  
Rimuovere la/le sorgente/e di luce per lo smaltimento  
Lichtquelle(n) zur Entsorgung entfernen



Quitar la batería para el desecho  
Remove the battery for decommissioning  
Retirer la batterie pour sa mise au rebut  
Rimuovere la batteria per la dismissione  
Die Batterie ordnungsgemäß entsorgen



Quitar el equipo de control para el desecho  
Remove control gear for disposal  
Retirer le dispositif de commande pour l'élimination  
Rimuovere l'alimentatore per lo smaltimento  
Betriebsgerät zur Entsorgung ausbauen

Enviar los materiales a un centro de recogida RAEE  
Send the materials to a WEEE collection centre  
Envoyer les matériaux dans une déchetterie DEEE  
Inviare i materiali ad un centro di raccolta RAEE  
Die Materialien in einem WEEE-Zentrum entsorgen

