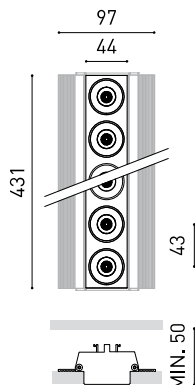




Dimensions



Awards



PRODUCT

Name	BLACK FOSTER TRI 10 FLOOD 2700K N
Reference	A3185010N
Color	Black
RAL	9005
Category	CEILING RECESSED

LIGHT SOURCE

Type	LED
Gross luminous flux	1900 lm
Colour temperature	2700 K
Chromatic stability	MacAdam Step 3
Colour Rendering Index	CRI>90
Power	21 W
Current	700 mA
Efficacy	90 lm/W
LED lifespan	L90B10 >102.000h

LIGHTING FIXTURE | PHOTOMETRIC DATA

Lighting efficiency	92%
Light beam angle	38°

LIGHTING FIXTURE | ELECTRICAL DATA

Driver	Included - Remote
Power values of the system	24,88 W
Frequency	50/60 Hz
Dimming	No Dim
Electrical insulation class	□

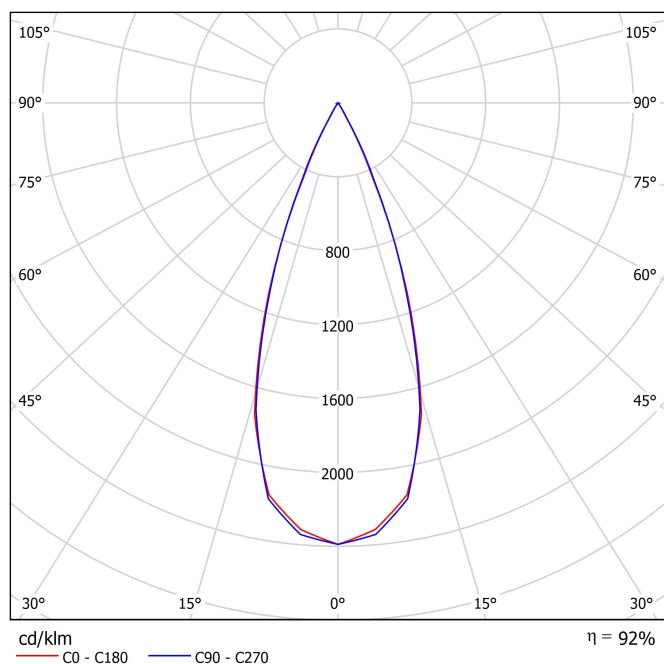
OTHER DATA

Sealing	IP20
Wireless control	Please Consult
Emergency power supply	Please Consult
Recess measurements	50 x 437 mm
Weight	800 g
Packaged weight	1125 g
Packaging dimensions	Ø105 x 580 mm
Units per package	1
Materials	Aluminium / Acrylonitrile Butadiene Styrene / Polycarbonate

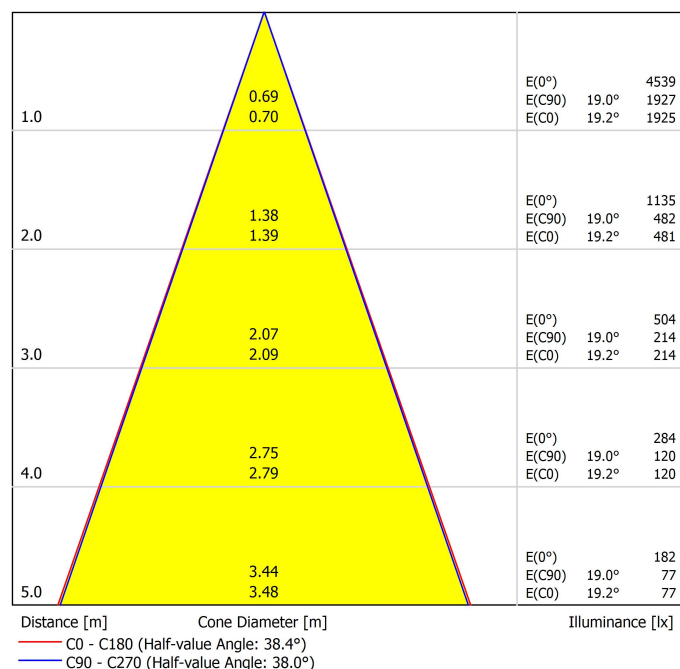


Black Foster is the product that transfers the claimed effect "The Invisible Black" to a recessed-isolated lineal luminary; also available in trimless version. If we take a closer view to the recessed model, its bezel is so thin than when lighted up, it is unperceived; offering an aesthetic of "visual trimless". Black Foster stands out for its refinement, its visual comfort and for almost completely hide the source of light from the human eye range.

Polar diagram



Conical diagram



UGR

Glare Evaluation According to UGR												
Room Size	70	70	50	50	30	70	70	50	50	30		
Room Size	50	30	50	30	30	50	30	50	30	30		
Room Size	20	20	20	20	20	20	20	20	20	20		
Room Size	Viewing direction at right angles to lamp axis					Viewing direction parallel to lamp axis						
2H	2H	-13.8	-13.2	-13.6	-13.0	-12.8	-14.7	-14.1	-14.5	-13.9	-13.7	
3H	3H	-7.5	-6.9	-7.2	-6.7	-6.5	-7.4	-6.8	-7.1	-6.6	-6.3	
4H	4H	-4.0	-3.5	-3.7	-3.2	-3.0	-3.5	-2.9	-3.2	-2.7	-2.4	
6H	6H	-0.4	0.1	-0.0	0.4	0.7	0.0	0.5	0.3	0.8	1.1	
8H	8H	1.5	2.0	1.8	2.3	2.6	1.8	2.3	2.2	2.6	2.9	
12H	12H	3.5	3.9	3.8	4.2	4.6	3.9	4.3	4.2	4.6	4.9	
4H	2H	-11.2	-10.7	-10.9	-10.4	-10.2	-11.6	-11.1	-11.3	-10.8	-10.6	
3H	3H	-5.3	-4.8	-4.9	-4.5	-4.2	-5.1	-4.6	-4.8	-4.3	-4.0	
4H	4H	-1.9	-1.5	-1.5	-1.1	-0.8	-1.4	-1.0	-1.0	-0.7	-0.3	
6H	6H	1.7	2.0	2.1	2.4	2.8	2.0	2.3	2.4	2.7	3.1	
8H	8H	3.6	3.9	4.0	4.2	4.6	3.9	4.1	4.3	4.5	4.9	
12H	12H	5.6	5.9	6.0	6.3	6.7	5.9	6.2	6.4	6.6	7.0	
8H	4H	-0.3	-0.0	0.1	0.3	0.7	-0.0	0.3	0.4	0.6	1.0	
6H	3H	3.3	3.5	3.8	4.0	4.4	3.5	3.7	4.0	4.2	4.6	
8H	5H	5.3	5.5	5.8	5.9	6.4	5.5	5.7	6.0	6.1	6.6	
12H	7H	7.5	7.6	7.9	8.1	8.6	7.7	7.9	8.2	8.3	8.8	
12H	4H	0.2	0.4	0.6	0.8	1.3	0.4	0.7	0.9	1.1	1.5	
6H	3H	3.9	4.1	4.4	4.5	5.0	4.1	4.3	4.6	4.7	5.2	
8H	6H	6.0	6.1	6.5	6.6	7.1	6.2	6.3	6.6	6.8	7.3	
Variation of the observer position for the luminaire distances S												
S = 1.0H		+0.9	-0.3				+1.3	-0.4				
S = 1.5H		+1.9	-0.6				+2.7	-0.7				
S = 2.0H		+3.1	-0.8				+4.2	-1.0				
Standard table		---					---					
Correction Summand		---					---					
Corrected Glare Indices referring to 1900lm Total Luminous Flux												

Installation guide



<https://youtu.be/tgGsQdaYe-w>



Fuente de luz (LED) reemplazable por un profesional autorizado

Replaceable (LED only) light source by an authorized professional.

Source lumineuse (LED) remplaçable par un professionnel agréé

Sorgente luminosa (LED) sostituibile da parte di un professionista autorizzato

Austauschbare (LED) Lichtquelle durch einen autorisierten Fachmann



Equipo de control reemplazable por un profesional autorizado

Replaceable control gear by an authorized professional

Dispositif de commande remplaçable par un professionnel agréé

Alimentatore sostituibile da parte di un professionista autorizzato

Auswechselbares Betriebsgerät durch autorisierten Fachmann

Instrucciones para el final de vida y la eliminación de los componentes:

Instructions on end-of-life and component disposal:

Instructions pour la gestion des composants en fin de vie et leur mise au rebut :

Istruzioni per il fine vita e lo smaltimento dei componenti:

Anweisungen zur entsorgung der Leuchtenkomponenten:



Interrumpir la alimentación del aparato
Cut the power supply to the luminaire
Couper l'alimentation du luminaire
Interrompere l'alimentazione dell'apparecchio
Stromversorgung der Leuchte unterbrechen



Quitar la(s) fuente(s) de luz para el desecho
Remove light source(s) for disposal
Retirer la (les) source(s) lumineuse(s) pour l'élimination
Rimuovere la/le sorgente/e di luce per lo smaltimento
Lichtquelle(n) zur Entsorgung entfernen



Quitar la batería para el desecho
Remove the battery for decommissioning
Retirer la batterie pour sa mise au rebut
Rimuovere la batteria per la dismissione
Die Batterie ordnungsgemäß entsorgen



Quitar el equipo de control para el desecho
Remove control gear for disposal
Retirer le dispositif de commande pour l'élimination
Rimuovere l'alimentatore per lo smaltimento
Betriebsgerät zur Entsorgung ausbauen

Enviar los materiales a un centro de recogida RAEE
Send the materials to a WEEE collection centre
Envoyer les matériaux dans une déchetterie DEEE
Inviare i materiali ad un centro di raccolta RAEE
Die Materialien in einem WEEE-Zentrum entsorgen

