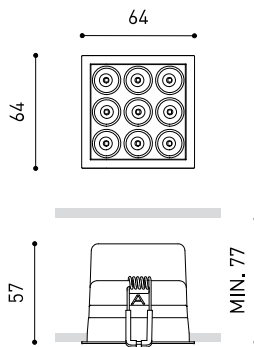




## Dimensions



## Awards



## PRODUCT

Name	BLACK FOSTER MICRO RECESSED 3X3 3500K N
Reference	A4144013N
Color	Black
RAL	9005
Category	CEILING RECESSED

## LIGHT SOURCE

Type	LED
Gross luminous flux	1485 lm
Colour temperature	3500 K
Chromatic stability	MacAdam Step 3
Colour Rendering Index	CRI>90
Power	12,6 W
Current	500 mA
Efficacy	118 lm/W
LED lifespan	L90B10 >60.000h
Energy efficiency class	F

## LIGHTING FIXTURE | PHOTOMETRIC DATA

Lighting efficiency	87%
Light beam angle	37°

## LIGHTING FIXTURE | ELECTRICAL DATA

Driver	Included
Power values of the system	14,93 W
Frequency	50/60 Hz
Dimming	No Dim
Electrical insulation class	□

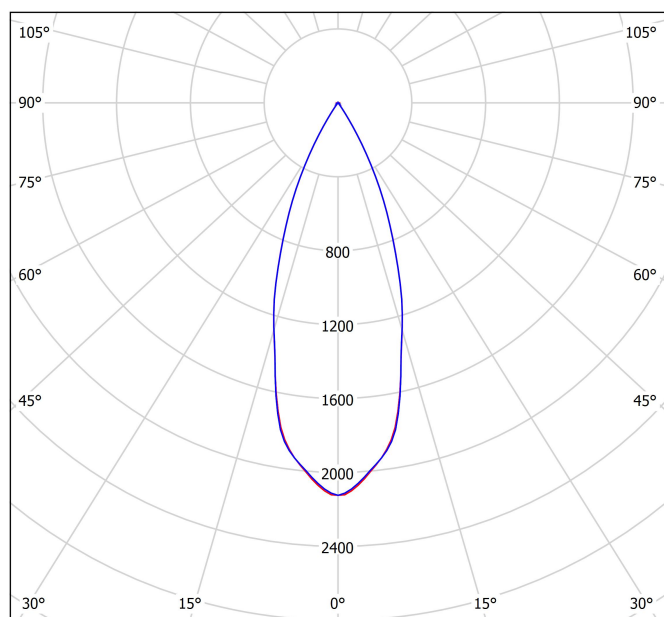
## OTHER DATA

Sealing	IP20
Wireless control	Please Consult
Emergency power supply	Please Consult
Recess measurements	60 x 60 mm
Weight	308 g
Packaged weight	403 g
Packaging dimensions	156 x 105 x 65 mm
Units per package	1
Materials	Aluminium / Acrylonitrile Butadiene Styrene / Polycarbonate



Black Foster Micro is a feat of engineering which brings the acclaimed 'The Invisible Black' effect to a hyper-reduced light. Its tiny size and thin trim offer a 'trimless visual' aesthetic which combines with its almost imperceptible presence as a result of its compact dimensions. Black Foster Micro is designed for general or accent lighting and can be used in projects that seek ceiling lighting that plays a minimal role.

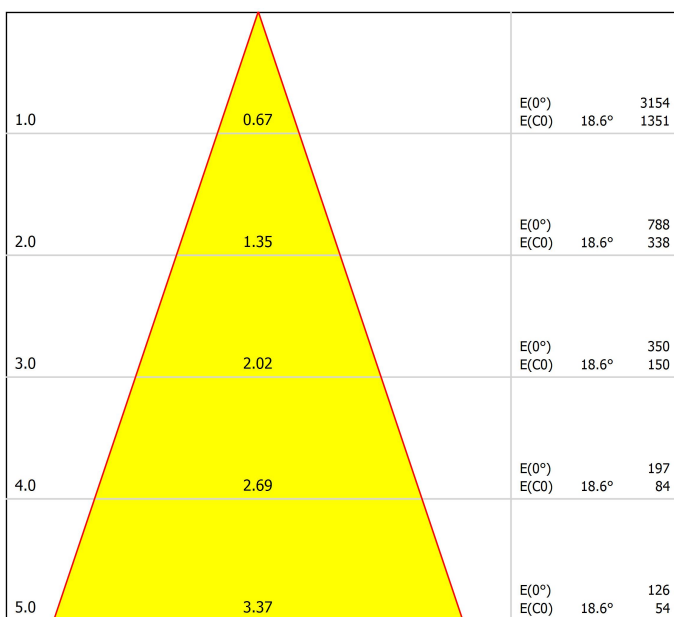
## Polar diagram



cd/klm  
— C0 - C180 — C90 - C270

$\eta = 87\%$

## Conical diagram

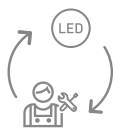


Distance [m] Cone Diameter [m] Illuminance [lx]  
— C0 - C180 (Half-value Angle: 37.2°)

## UGR

### Glare Evaluation According to UGR

p Ceiling	70	70	50	50	30	70	70	50	50	30	
p Walls	50	30	50	30	30	50	30	50	30	30	
p Floor	20	20	20	20	20	20	20	20	20	20	
Room Size X Y		Viewing direction at right angles to lamp axis					Viewing direction parallel to lamp axis				
2H	2H	-3.5	-2.8	-3.2	-2.7	-2.5	-3.1	-2.5	-2.9	-2.3	-2.1
	3H	-0.6	0.0	-0.3	0.2	0.5	-0.1	0.4	0.1	0.7	0.9
	4H	1.4	1.9	1.7	2.1	2.4	1.7	2.2	2.0	2.5	2.7
	6H	3.1	3.6	3.5	3.9	4.2	3.6	4.1	3.9	4.3	4.6
	8H	4.4	4.9	4.7	5.2	5.5	4.8	5.2	5.1	5.5	5.8
4H	12H	5.7	6.2	6.0	6.5	6.8	6.2	6.7	6.6	7.0	7.3
	2H	-2.6	-2.1	-2.4	-1.9	-1.6	-2.4	-1.8	-2.1	-1.6	-1.3
	3H	0.7	1.1	1.0	1.4	1.7	0.9	1.4	1.3	1.7	2.0
	4H	3.0	3.3	3.3	3.7	4.0	3.1	3.5	3.4	3.8	4.1
	6H	4.9	5.2	5.3	5.5	5.9	5.2	5.5	5.6	5.9	6.2
8H	8H	6.2	6.5	6.6	6.9	7.3	6.5	6.8	6.9	7.1	7.5
	12H	7.6	7.9	8.0	8.3	8.7	8.1	8.3	8.5	8.7	9.1
	4H	3.7	4.0	4.1	4.4	4.8	3.8	4.1	4.2	4.5	4.9
	6H	6.0	6.2	6.4	6.6	7.0	6.2	6.4	6.7	6.9	7.3
	8H	7.5	7.7	7.9	8.1	8.6	7.7	7.9	8.2	8.3	8.8
12H	12H	9.1	9.3	9.6	9.7	10.2	9.5	9.7	10.0	10.1	10.6
	4H	4.0	4.2	4.4	4.6	5.0	4.0	4.3	4.5	4.7	5.1
	6H	6.3	6.5	6.8	6.9	7.4	6.6	6.7	7.0	7.2	7.6
	8H	8.0	8.1	8.4	8.6	9.0	8.1	8.3	8.6	8.7	9.2
	Variation of the observer position for the luminaire distances S										
S = 1.0H		+5.5 / -3.3					+5.4 / -3.1				
S = 1.5H		+8.2 / -3.6					+8.1 / -3.5				
S = 2.0H		+10.3 / -4.1					+10.2 / -3.9				
Standard table		BK02					BK02				
Correction Summand		-8.0					-7.9				
Corrected Glare Indices referring to 1485lm Total Luminous Flux											



Fuente de luz (LED) reemplazable por un profesional autorizado

Replaceable (LED only) light source by an authorized professional.

Source lumineuse (LED) remplaçable par un professionnel agréé

Sorgente luminosa (LED) sostituibile da parte di un professionista autorizzato

Austauschbare (LED) Lichtquelle durch einen autorisierten Fachmann



Equipo de control reemplazable por un profesional autorizado

Replaceable control gear by an authorized professional

Dispositif de commande remplaçable par un professionnel agréé

Alimentatore sostituibile da parte di un professionista autorizzato

Auswechselbares Betriebsgerät durch autorisierten Fachmann

## Instrucciones para el final de vida y la eliminación de los componentes:

### Instructions on end-of-life and component disposal:

### Instructions pour la gestion des composants en fin de vie et leur mise au rebut :

### Istruzioni per il fine vita e lo smaltimento dei componenti:

### Anweisungen zur entsorgung der Leuchtenkomponenten:



Interrumpir la alimentación del aparato  
Cut the power supply to the luminaire  
Couper l'alimentation du luminaire  
Interrompere l'alimentazione dell'apparecchio  
Stromversorgung der Leuchte unterbrechen



Quitar la(s) fuente(s) de luz para el desecho  
Remove light source(s) for disposal  
Retirer la (les) source(s) lumineuse(s) pour l'élimination  
Rimuovere la/le sorgente/e di luce per lo smaltimento  
Lichtquelle(n) zur Entsorgung entfernen



Quitar la batería para el desecho  
Remove the battery for decommissioning  
Retirer la batterie pour sa mise au rebut  
Rimuovere la batteria per la dismissione  
Die Batterie ordnungsgemäß entsorgen



Quitar el equipo de control para el desecho  
Remove control gear for disposal  
Retirer le dispositif de commande pour l'élimination  
Rimuovere l'alimentatore per lo smaltimento  
Betriebsgerät zur Entsorgung ausbauen

Enviar los materiales a un centro de recogida RAEE  
Send the materials to a WEEE collection centre  
Envoyer les matériaux dans une déchetterie DEEE  
Inviare i materiali ad un centro di raccolta RAEE  
Die Materialien in einem WEEE-Zentrum entsorgen

