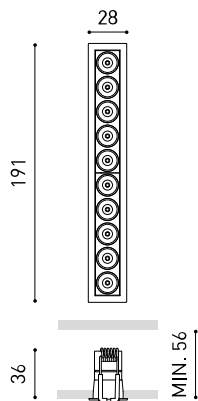




Dimensions



| | |
|-----------|---|
| Name | BLACK FOSTER MICRO RECESSED 10 3500K W |
| Reference | A4145013W |
| Color | White - Chrome |
| RAL | Colour in the mass looks alike RAL 9010 |
| Category | CEILING RECESSED |

| | |
|-------------------------|-----------------|
| Type | LED |
| Gross luminous flux | 1650 lm |
| Colour temperature | 3500 K |
| Chromatic stability | MacAdam Step 3 |
| Colour Rendering Index | CRI>90 |
| Power | 14 W |
| Current | 500 mA |
| Efficacy | 118 lm/W |
| LED lifespan | L90B10 >60.000h |
| Energy efficiency class | F |

| | |
|---------------------|-----|
| Lighting efficiency | 87% |
| Light beam angle | 37° |

| | |
|-----------------------------|--------------------------|
| Driver | Included |
| Power values of the system | 16,22 W |
| Frequency | 50/60 Hz |
| Dimming | No Dim |
| Electrical insulation class | <input type="checkbox"/> |

| | |
|------------------------|---|
| Sealing | IP20 |
| Wireless control | Please Consult |
| Emergency power supply | Please Consult |
| Recess measurements | 24 x 187 mm |
| Weight | 268 g |
| Packaged weight | 248 g |
| Packaging dimensions | 256x61x50 mm |
| Units per package | 1 |
| Materials | Aluminium / Acrylonitrile Butadiene Styrene / Polycarbonate |

PRODUCT

LIGHT SOURCE

LIGHTING FIXTURE | PHOTOMETRIC DATA

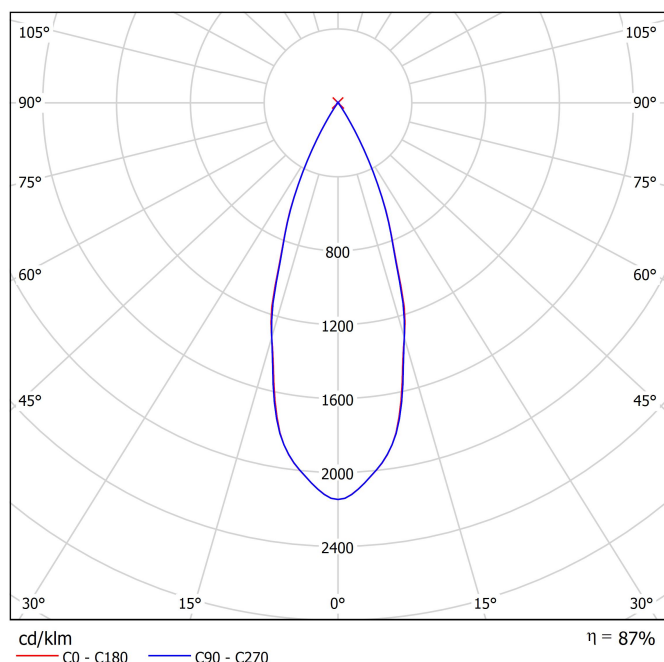
LIGHTING FIXTURE | ELECTRICAL DATA

OTHER DATA

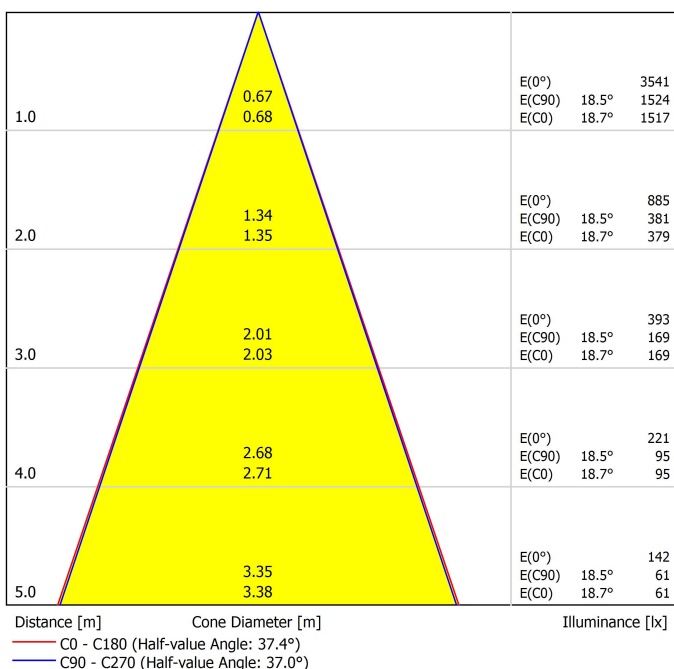


Black Foster Micro is a feat of engineering which brings the acclaimed 'The Invisible Black' effect to a hyper-reduced light. Its tiny size and thin trim offer a 'trimless visual' aesthetic which combines with its almost imperceptible presence as a result of its compact dimensions. Black Foster Micro is designed for general or accent lighting and can be used in projects that seek ceiling lighting that plays a minimal role.

Polar diagram

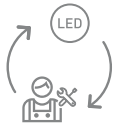


Conical diagram



UGR

| Glare Evaluation According to UGR | | | | | | | | | | | | |
|---|--|---|------|------|------|------|--|------|------|------|------|--|
| ρ Ceiling | | 70 | 70 | 50 | 50 | 30 | 70 | 70 | 50 | 50 | 30 | |
| ρ Walls | | 50 | 30 | 50 | 30 | 30 | 50 | 30 | 50 | 30 | 30 | |
| ρ Floor | | 20 | 20 | 20 | 20 | 20 | 20 | 20 | 20 | 20 | 20 | |
| Room Size X Y | | Viewing direction at right angles to lamp axis | | | | | Viewing direction parallel to lamp axis | | | | | |
| 2H | 2H | 1.1 | 1.7 | 1.3 | 1.9 | 2.1 | 0.8 | 1.4 | 1.0 | 1.6 | 1.8 | |
| | 3H | 4.4 | 5.0 | 4.7 | 5.2 | 5.4 | 4.2 | 4.7 | 4.4 | 5.0 | 5.2 | |
| | 4H | 6.2 | 6.8 | 6.5 | 7.0 | 7.3 | 6.0 | 6.6 | 6.3 | 6.8 | 7.1 | |
| | 6H | 8.1 | 8.7 | 8.5 | 8.9 | 9.2 | 8.1 | 8.6 | 8.4 | 8.9 | 9.2 | |
| | 8H | 9.4 | 9.9 | 9.7 | 10.1 | 10.4 | 9.3 | 9.7 | 9.6 | 10.0 | 10.3 | |
| 4H | 12H | 10.7 | 11.2 | 11.1 | 11.5 | 11.8 | 10.7 | 11.1 | 11.0 | 11.4 | 11.7 | |
| | 2H | 2.1 | 2.6 | 2.4 | 2.9 | 3.1 | 1.8 | 2.4 | 2.1 | 2.6 | 2.9 | |
| | 3H | 5.5 | 6.0 | 5.9 | 6.3 | 6.6 | 5.4 | 5.9 | 5.8 | 6.2 | 6.5 | |
| | 4H | 7.6 | 8.0 | 7.9 | 8.3 | 8.6 | 7.4 | 7.8 | 7.8 | 8.1 | 8.4 | |
| | 6H | 9.7 | 10.1 | 10.1 | 10.4 | 10.8 | 9.7 | 10.0 | 10.1 | 10.4 | 10.8 | |
| 8H | 8H | 11.1 | 11.4 | 11.5 | 11.7 | 12.1 | 11.0 | 11.3 | 11.4 | 11.6 | 12.0 | |
| | 12H | 12.6 | 12.8 | 13.0 | 13.2 | 13.6 | 12.5 | 12.8 | 12.9 | 13.2 | 13.6 | |
| | 4H | 8.4 | 8.7 | 8.8 | 9.1 | 9.5 | 8.2 | 8.5 | 8.7 | 8.9 | 9.3 | |
| | 6H | 10.8 | 11.0 | 11.3 | 11.5 | 11.9 | 10.8 | 11.0 | 11.3 | 11.5 | 11.9 | |
| | 8H | 12.3 | 12.5 | 12.8 | 12.9 | 13.4 | 12.3 | 12.4 | 12.7 | 12.9 | 13.3 | |
| 12H | 12H | 14.1 | 14.2 | 14.5 | 14.7 | 15.2 | 14.0 | 14.2 | 14.5 | 14.6 | 15.1 | |
| | 4H | 8.6 | 8.9 | 9.1 | 9.3 | 9.7 | 8.5 | 8.7 | 8.9 | 9.1 | 9.6 | |
| | 6H | 11.2 | 11.3 | 11.6 | 11.8 | 12.3 | 11.2 | 11.3 | 11.6 | 11.8 | 12.3 | |
| | 8H | 12.8 | 12.9 | 13.3 | 13.4 | 13.9 | 12.7 | 12.9 | 13.2 | 13.3 | 13.8 | |
| | Variation of the observer position for the luminaire distances S | | | | | | | | | | | |
| S = 1.0H | | +3.5 / -1.3 | | | | | +3.6 / -1.3 | | | | | |
| S = 1.5H | | +6.0 / -1.6 | | | | | +6.0 / -1.6 | | | | | |
| S = 2.0H | | +8.0 / -1.7 | | | | | +8.0 / -1.9 | | | | | |
| Standard table | | --- | | | | | --- | | | | | |
| Correction | | --- | | | | | --- | | | | | |
| Summand | | --- | | | | | --- | | | | | |
| Corrected Glare Indices referring to 1650lm Total Luminous Flux | | | | | | | | | | | | |



Fuente de luz (LED) reemplazable por un profesional autorizado

Replaceable (LED only) light source by an authorized professional.

Source lumineuse (LED) remplaçable par un professionnel agréé

Sorgente luminosa (LED) sostituibile da parte di un professionista autorizzato

Austauschbare (LED) Lichtquelle durch einen autorisierten Fachmann



Equipo de control reemplazable por un profesional autorizado

Replaceable control gear by an authorized professional

Dispositif de commande remplaçable par un professionnel agréé

Alimentatore sostituibile da parte di un professionista autorizzato

Auswechselbares Betriebsgerät durch autorisierten Fachmann

Instrucciones para el final de vida y la eliminación de los componentes:

Instructions on end-of-life and component disposal:

Instructions pour la gestion des composants en fin de vie et leur mise au rebut :

Istruzioni per il fine vita e lo smaltimento dei componenti:

Anweisungen zur entsorgung der Leuchtenkomponenten:



Interrumpir la alimentación del aparato
Cut the power supply to the luminaire
Couper l'alimentation du luminaire
Interrompere l'alimentazione dell'apparecchio
Stromversorgung der Leuchte unterbrechen



Quitar la(s) fuente(s) de luz para el desecho
Remove light source(s) for disposal
Retirer la (les) source(s) lumineuse(s) pour l'élimination
Rimuovere la/le sorgente/e di luce per lo smaltimento
Lichtquelle(n) zur Entsorgung entfernen



Quitar la batería para el desecho
Remove the battery for decommissioning
Retirer la batterie pour sa mise au rebut
Rimuovere la batteria per la dismissione
Die Batterie ordnungsgemäß entsorgen



Quitar el equipo de control para el desecho
Remove control gear for disposal
Retirer le dispositif de commande pour l'élimination
Rimuovere l'alimentatore per lo smaltimento
Betriebsgerät zur Entsorgung ausbauen

Enviar los materiales a un centro de recogida RAEE
Send the materials to a WEEE collection centre
Envoyer les matériaux dans une déchetterie DEEE
Inviare i materiali ad un centro di raccolta RAEE
Die Materialien in einem WEEE-Zentrum entsorgen

