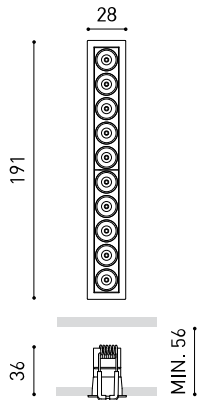




Dimensions



Name	BLACK FOSTER MICRO RECESSED 10 3000K N
Reference	A4145011N
Color	Black
RAL	9005
Category	CEILING RECESSED

PRODUCT

Type	LED
Gross luminous flux	1600 lm
Colour temperature	3000 K
Chromatic stability	MacAdam Step 3
Colour Rendering Index	CRI>90
Power	14 W
Current	500 mA
Efficacy	114 lm/W
LED lifespan	L90B10 >60.000h
Energy efficiency class	F

LIGHT SOURCE

Lighting efficiency	87%
Light beam angle	37°

LIGHTING FIXTURE | PHOTOMETRIC DATA

Driver	Included
Power values of the system	16,22 W
Frequency	50/60 Hz
Dimming	No Dim
Electrical insulation class	□

LIGHTING FIXTURE | ELECTRICAL DATA

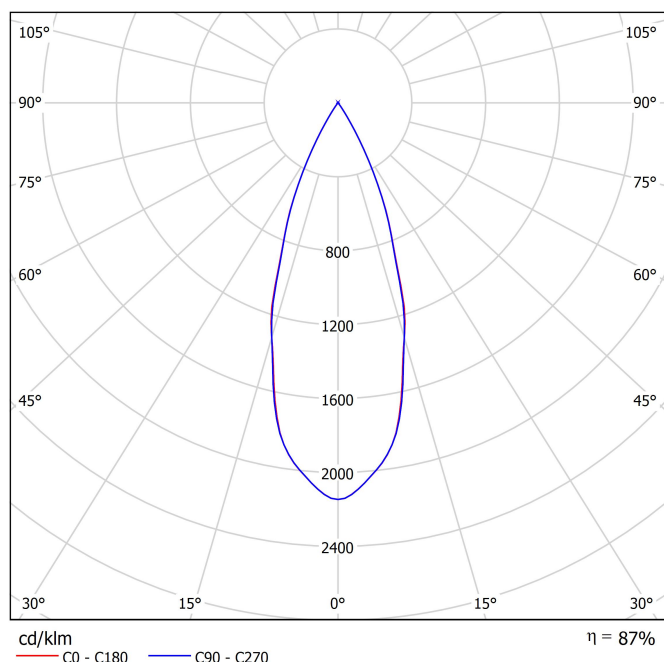
Sealing	IP20
Wireless control	Please Consult
Emergency power supply	Please Consult
Recess measurements	24 x 187 mm
Weight	268 g
Packaged weight	248 g
Packaging dimensions	256x61x50 mm
Units per package	1
Materials	Aluminium / Acrylonitrile Butadiene Styrene / Polycarbonate

OTHER DATA

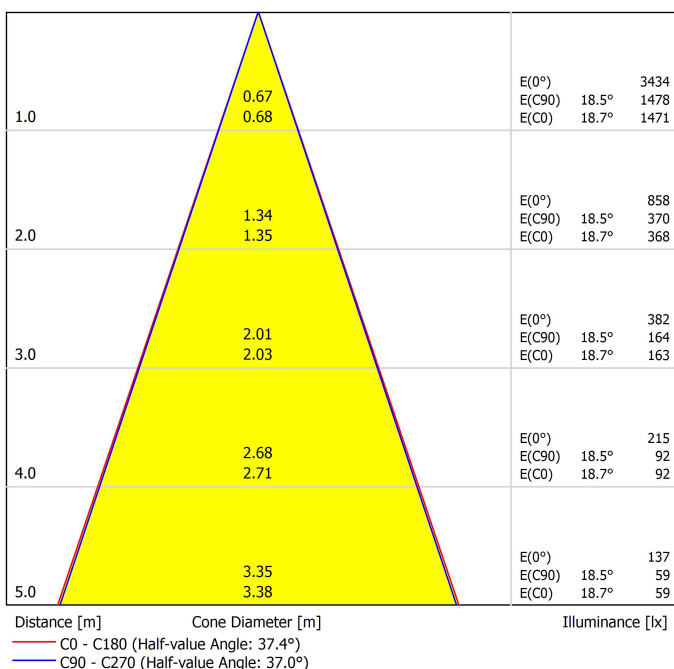


Black Foster Micro is a feat of engineering which brings the acclaimed 'The Invisible Black' effect to a hyper-reduced light. Its tiny size and thin trim offer a 'trimless visual' aesthetic which combines with its almost imperceptible presence as a result of its compact dimensions. Black Foster Micro is designed for general or accent lighting and can be used in projects that seek ceiling lighting that plays a minimal role.

Polar diagram

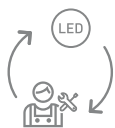


Conical diagram



UGR

Glare Evaluation According to UGR												
ρ Ceiling	70	70	50	50	30	70	70	50	50	30	70	70
ρ Walls	50	30	50	30	30	50	30	50	30	30	50	30
ρ Floor	20	20	20	20	20	20	20	20	20	20	20	20
Room Size X Y		Viewing direction at right angles to lamp axis					Viewing direction parallel to lamp axis					
2H	2H	1.0	1.6	1.2	1.8	2.0	0.6	1.3	0.9	1.5	1.7	
	3H	4.3	4.9	4.6	5.1	5.3	4.0	4.6	4.3	4.9	5.1	
	4H	6.1	6.7	6.4	6.9	7.2	5.9	6.5	6.2	6.7	7.0	
	6H	8.0	8.5	8.4	8.8	9.1	8.0	8.5	8.3	8.8	9.1	
	8H	9.3	9.7	9.6	10.0	10.3	9.1	9.6	9.5	9.9	10.2	
4H	12H	10.6	11.1	11.0	11.4	11.7	10.6	11.0	10.9	11.3	11.6	
	2H	2.0	2.5	2.3	2.8	3.0	1.7	2.3	2.0	2.5	2.8	
	3H	5.4	5.9	5.8	6.2	6.5	5.3	5.8	5.7	6.1	6.4	
	4H	7.5	7.9	7.8	8.2	8.5	7.3	7.7	7.6	8.0	8.3	
	6H	9.6	9.9	10.0	10.3	10.7	9.6	9.9	10.0	10.3	10.7	
8H	8H	11.0	11.2	11.4	11.6	12.0	10.9	11.2	11.3	11.5	11.9	
	12H	12.5	12.7	12.9	13.1	13.5	12.4	12.6	12.8	13.0	13.5	
	4H	8.3	8.6	8.7	9.0	9.4	8.1	8.4	8.5	8.8	9.2	
	6H	10.7	10.9	11.2	11.4	11.8	10.7	10.9	11.2	11.4	11.8	
	8H	12.2	12.4	12.7	12.8	13.3	12.2	12.3	12.6	12.8	13.2	
12H	12H	14.0	14.1	14.4	14.6	15.1	13.9	14.0	14.4	14.5	15.0	
	4H	8.5	8.8	9.0	9.2	9.6	8.4	8.6	8.8	9.0	9.5	
	6H	11.1	11.2	11.5	11.7	12.1	11.1	11.2	11.5	11.7	12.1	
	8H	12.7	12.8	13.2	13.3	13.8	12.6	12.8	13.1	13.2	13.7	
	Variation of the observer position for the luminaire distances S											
S = 1.0H S = 1.5H S = 2.0H		+3.5 / -1.3 +6.0 / -1.6 +8.0 / -1.7					+3.6 / -1.3 +6.0 / -1.6 +8.0 / -1.9					
Standard table		---					---					
Correction		---					---					
Summand		---					---					
Corrected Glare Indices referring to 1600lm Total Luminous Flux												



Fuente de luz (LED) reemplazable por un profesional autorizado

Replaceable (LED only) light source by an authorized professional.

Source lumineuse (LED) remplaçable par un professionnel agréé

Sorgente luminosa (LED) sostituibile da parte di un professionista autorizzato

Austauschbare (LED) Lichtquelle durch einen autorisierten Fachmann



Equipo de control reemplazable por un profesional autorizado

Replaceable control gear by an authorized professional

Dispositif de commande remplaçable par un professionnel agréé

Alimentatore sostituibile da parte di un professionista autorizzato

Auswechselbares Betriebsgerät durch autorisierten Fachmann

Instrucciones para el final de vida y la eliminación de los componentes:

Instructions on end-of-life and component disposal:

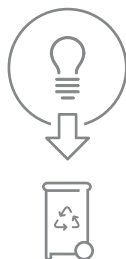
Instructions pour la gestion des composants en fin de vie et leur mise au rebut :

Istruzioni per il fine vita e lo smaltimento dei componenti:

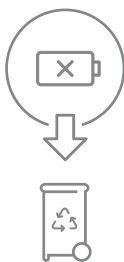
Anweisungen zur entsorgung der Leuchtenkomponenten:



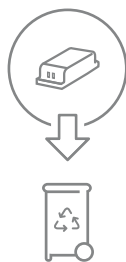
Interrumpir la alimentación del aparato
Cut the power supply to the luminaire
Couper l'alimentation du luminaire
Interrompere l'alimentazione dell'apparecchio
Stromversorgung der Leuchte unterbrechen



Quitar la(s) fuente(s) de luz para el desecho
Remove light source(s) for disposal
Retirer la (les) source(s) lumineuse(s) pour l'élimination
Rimuovere la/le sorgente/e di luce per lo smaltimento
Lichtquelle(n) zur Entsorgung entfernen



Quitar la batería para el desecho
Remove the battery for decommissioning
Retirer la batterie pour sa mise au rebut
Rimuovere la batteria per la dismissione
Die Batterie ordnungsgemäß entsorgen



Quitar el equipo de control para el desecho
Remove control gear for disposal
Retirer le dispositif de commande pour l'élimination
Rimuovere l'alimentatore per lo smaltimento
Betriebsgerät zur Entsorgung ausbauen

Enviar los materiales a un centro de recogida RAEE
Send the materials to a WEEE collection centre
Envoyer les matériaux dans une déchetterie DEEE
Inviare i materiali ad un centro di raccolta RAEE
Die Materialien in einem WEEE-Zentrum entsorgen

