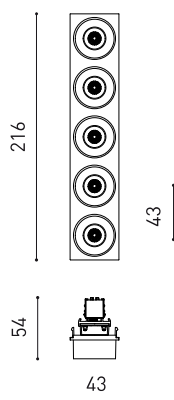


# Black Foster Custom Module

ARKOSLIGHT



## Dimensions



## Accessories



CUSTOM & MOUNTING  
ACCESSORIES

## Awards



## PRODUCT

|           |  |
|-----------|--|
| Name      | BLACK FOSTER CUSTOM MODULE 5 FLOOD 3500K N |
| Reference | A4534013N                                  |
| Color     | Black                                      |
| RAL       | 9005                                       |
| Category  | CUSTOM SYSTEMS                             |

## LIGHT SOURCE

|                         |                  |
|-------------------------|------------------|
| Type                    | LED              |
| Gross luminous flux     | 1150 lm          |
| Colour temperature      | 3500 K           |
| Chromatic stability     | MacAdam Step 3   |
| Colour Rendering Index  | CRI>90           |
| Power                   | 10,5 W           |
| Efficacy                | 110 lm/W         |
| LED lifespan            | L90B10 >102.000h |
| Energy efficiency class | F                |

## LIGHTING FIXTURE | PHOTOMETRIC DATA

|                     |     |
|---------------------|-----|
| Lighting efficiency | 92% |
| Light beam angle    | 38° |

## LIGHTING FIXTURE | ELECTRICAL DATA

|                             |          |
|-----------------------------|----------|
| Driver                      | Included |
| Power values of the system  | 11,71 W  |
| Dimming                     | No Dim   |
| Electrical insulation class | II       |

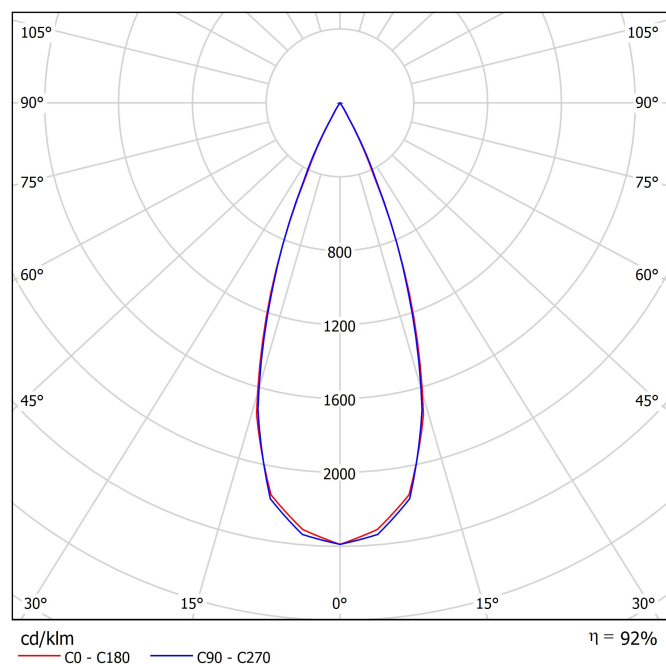
## OTHER DATA

|                   |   |
|-------------------|---|
| Sealing           | IP20  |
| Wireless control  | Please Consult  |
| Track type        | Black Foster Track  |
| Weight            | 165 g   |
| Packaged weight   | 230 g   |
| Units per package | 1   |
| Materials         | Aluminium / Acrylonitrile Butadiene Styrene / Polycarbonate |

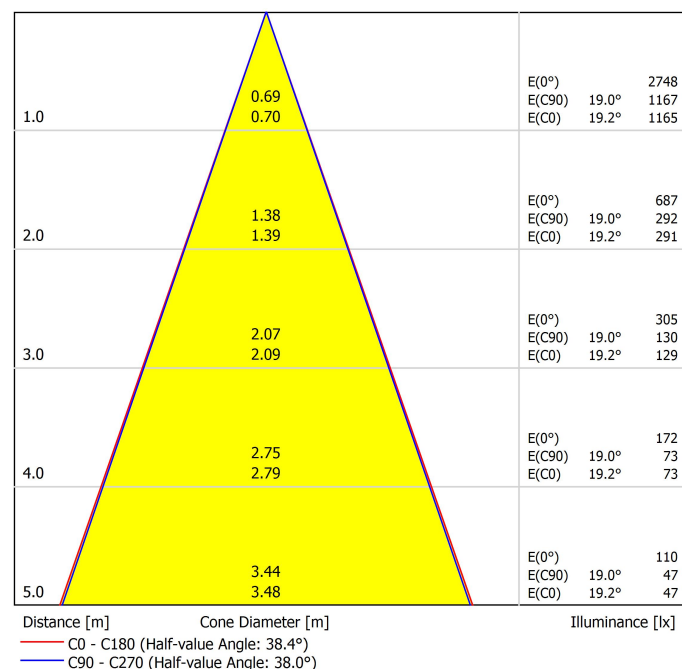


Black Foster is the lighting fixture that transfers the applauded "The Invisible Black" effect to a linear system. Black Foster is composed of a series of combinable modules enabling the alternation of segments with light emission and without light emission. However, whether it is ON or OFF, this luminaire always keeps the aesthetics of a perfect dark line. To the observer, it is impossible to distinguish between Black Foster parts that emit light from those that don't. Black Foster's modularity provides a wide range of different combinations, allowing to set up the light emission location as many times as needed, and adapting itself to the requirements of each project in particular.

## Polar diagram



## Conical diagram



## UGR

| Glare Evaluation According to UGR                                |     |   |       |       |       |       |  |       |       |       |       |  |
|--|-----|---|-------|-------|-------|-------|--|-------|-------|-------|-------|--|
| ρ Ceiling  |     | 70  | 70    | 50    | 50    | 30    | 70   | 70    | 50    | 50    | 30    |  |
| ρ Walls  |     | 50  | 30    | 50    | 30    | 30    | 50   | 30    | 50    | 30    | 30    |  |
| ρ Floor  |     | 20  | 20    | 20    | 20    | 20    | 20   | 20    | 20    | 20    | 20    |  |
| Room Size<br>X Y   |     | Viewing direction at right angles<br>to lamp axis |       |       |       |       | Viewing direction parallel<br>to lamp axis |       |       |       |       |  |
| 2H   | 2H  | -13.1   | -12.4 | -12.8 | -12.3 | -12.1 | -14.0                                      | -13.3 | -13.7 | -13.1 | -12.9 |  |
|  | 3H  | -6.8  | -6.2  | -6.5  | -6.0  | -5.7  | -6.7                                       | -6.1  | -6.4  | -5.8  | -5.6  |  |
|  | 4H  | -3.3  | -2.7  | -3.0  | -2.5  | -2.2  | -2.7                                       | -2.2  | -2.4  | -1.9  | -1.7  |  |
|  | 6H  | 0.4   | 0.9   | 0.7   | 1.2   | 1.4   | 0.7  | 1.3   | 1.1   | 1.5   | 1.8   |  |
|  | 8H  | 2.2   | 2.7   | 2.6   | 3.0   | 3.3   | 2.5  | 3.0   | 2.9   | 3.3   | 3.6   |  |
|  | 12H | 4.2   | 4.7   | 4.6   | 5.0   | 5.3   | 4.6  | 5.0   | 4.9   | 5.3   | 5.6   |  |
| 4H   | 2H  | -10.5   | -10.0 | -10.2 | -9.7  | -9.5  | -10.9                                      | -10.3 | -10.6 | -10.1 | -9.8  |  |
|  | 3H  | -4.5  | -4.1  | -4.2  | -3.8  | -3.5  | -4.4                                       | -3.9  | -4.0  | -3.6  | -3.3  |  |
|  | 4H  | -1.1  | -0.7  | -0.7  | -0.4  | -0.1  | -0.7                                       | -0.3  | -0.3  | 0.0   | 0.4   |  |
|  | 6H  | 2.4   | 2.8   | 2.8   | 3.1   | 3.5   | 2.7  | 3.1   | 3.1   | 3.4   | 3.8   |  |
|  | 8H  | 4.3   | 4.6   | 4.7   | 5.0   | 5.4   | 4.6  | 4.9   | 5.0   | 5.2   | 5.6   |  |
|  | 12H | 6.4   | 6.6   | 6.8   | 7.0   | 7.4   | 6.7  | 6.9   | 7.1   | 7.3   | 7.7   |  |
| 8H   | 4H  | 0.4   | 0.7   | 0.8   | 1.1   | 1.5   | 0.7  | 1.0   | 1.1   | 1.4   | 1.8   |  |
|  | 6H  | 4.1   | 4.3   | 4.5   | 4.7   | 5.1   | 4.3  | 4.5   | 4.7   | 4.9   | 5.3   |  |
|  | 8H  | 6.0   | 6.2   | 6.5   | 6.7   | 7.1   | 6.2  | 6.4   | 6.7   | 6.8   | 7.3   |  |
|  | 12H | 8.2   | 8.3   | 8.7   | 8.8   | 9.3   | 8.5  | 8.6   | 8.9   | 9.1   | 9.6   |  |
| 12H  | 4H  | 0.9   | 1.2   | 1.4   | 1.6   | 2.0   | 1.2  | 1.4   | 1.6   | 1.8   | 2.2   |  |
|  | 6H  | 4.7   | 4.8   | 5.1   | 5.3   | 5.7   | 4.8  | 5.0   | 5.3   | 5.4   | 5.9   |  |
|  | 8H  | 6.7   | 6.9   | 7.2   | 7.3   | 7.8   | 6.9  | 7.0   | 7.4   | 7.5   | 8.0   |  |
| Variation of the observer position for the luminaire distances S |     |   |       |       |       |       |  |       |       |       |       |  |
| S = 1.0H<br>S = 1.5H<br>S = 2.0H                                 |     | +0.9 / -0.3<br>+1.9 / -0.6<br>+3.1 / -0.8         |       |       |       |       | +1.3 / -0.4<br>+2.7 / -0.7<br>+4.2 / -1.0  |       |       |       |       |  |
| Standard table   |     | ---   |       |       |       |       | ---  |       |       |       |       |  |
| Correction<br>Summand  |     | ---   |       |       |       |       | ---  |       |       |       |       |  |
| Corrected Glare Indices referring to 1150lm Total Luminous Flux  |     |   |       |       |       |       |  |       |       |       |       |  |

# Black Foster Custom System components

# ARKOSLIGHT

Black Foster Custom System is a modular 48V lighting system designed to create tailored lighting setups by combining tracks, connectors, lighting modules, and accessories. Ideal for architectural and retail projects that demand flexibility, minimalist design, and high performance.

To configure the Black Foster Custom System, you'll need to combine the following components:

- 1. Tracks – Available in surface, trimless, or suspended versions (using suspension accessories with the surface track), they form the structural and electrical base of the system.
- 2. Connectors & Power Supply – Join track sections and provide 48V power input.
- 3. Accessories – Including end caps, joining elements, mounting accessories, and alternative installation parts to secure and finish the system.

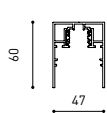


## Track Options

Choose the track version required for your project configuration.

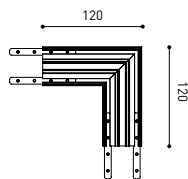
### Surface

|                                |                       |
|--------------------------------|-----------------------|
| BLACK FOSTER Custom Surface 1m | A452-01-00-   NT   WT |
| BLACK FOSTER Custom Surface 2m | A452-02-00-   NT   WT |
| BLACK FOSTER Custom Surface 3m | A452-03-00-   NT   WT |

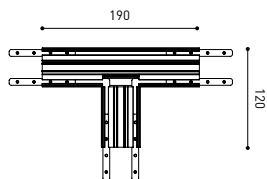


|                                     |                       |
|-------------------------------------|-----------------------|
| BLACK FOSTER Custom Surface L-Joint | A452-04-00-   NT   WT |
| BLACK FOSTER Custom Surface T-Joint | A452-05-00-   NT   WT |
| BLACK FOSTER Custom Surface X-Joint | A452-06-00-   NT   WT |

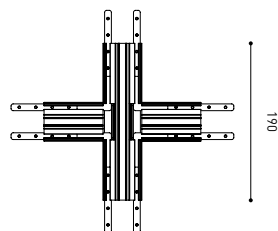
L-JOINT



T-JOINT

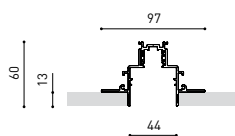


X-JOINT

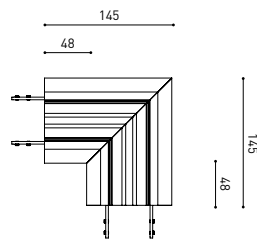


### Trimless

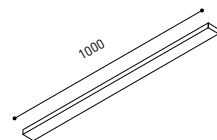
|                                 |                 |
|---------------------------------|-----------------|
| BLACK FOSTER Custom Trimless 1m | A458-01-00-   N |
| BLACK FOSTER Custom Trimless 2m | A458-02-00-   N |
| BLACK FOSTER Custom Trimless 3m | A458-03-00-   N |



|                                      |                 |
|--------------------------------------|-----------------|
| BLACK FOSTER Custom Trimless L-Joint | A458-04-00-   N |
|--------------------------------------|-----------------|



|  |            |
|--|------------|
| BLACK FOSTER Custom Trimless Plaster Installation Guard 1m | A458-05-00 |
|--|------------|



TRIMLESS INSTALLATION GUIDE  
<https://youtu.be/tgGsQdaYe-w>



COLOUR | NT ■ RAL 9005 | WT □ RAL 9016 | N ■ RAL 9005 |

Electrical connections are not included. Please choose the required components from the Connectors section.

Calle N, s/n - Pol. Ind. El Oliveral  
46394 Ribarroja del Turia-Valencia (Spain)  
info@arkoslight.com - www.arkoslight.com



Complementary track accessories

Use end caps, joiners, and gap covers to connect, close, and cleanly finish your track setup.

Surface

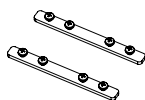
|                             |             |   |   |
|-----------------------------|-------------|---|---|
| BLACK FOSTER Custom Surface |             |   |   |
| End                         | A452-00-03- | N | W |



|                             |             |   |   |
|-----------------------------|-------------|---|---|
| BLACK FOSTER Custom Surface |             |   |   |
| End Feed                    | A452-00-04- | N | W |



|                             |            |  |  |
|-----------------------------|------------|--|--|
| BLACK FOSTER Custom Surface |            |  |  |
| Straight Joiner             | A452-00-05 |  |  |



Trimless

|                                  |   |  |  |
|----------------------------------|---|--|--|
| BLACK FOSTER Custom Trimless End |   |  |  |
| A458-00-01-                      | N |  |  |
| Cover Thickness = 2 mm.          |   |  |  |



|                                       |   |  |  |
|---------------------------------------|---|--|--|
| BLACK FOSTER Custom Trimless End Feed |   |  |  |
| A458-00-02-                           | N |  |  |
| Cover Thickness = 2 mm.               |   |  |  |

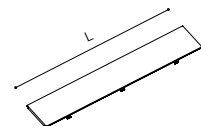


|                              |  |  |  |
|------------------------------|--|--|--|
| BLACK FOSTER Straight Joiner |  |  |  |
| A317-00-06                   |  |  |  |



For all tracks

|                                   |             | L     |
|-----------------------------------|-------------|-------|
| BLACK FOSTER Custom Cover Gap 250 | A452-00-01- | 250mm |
| BLACK FOSTER Custom Cover Gap 500 | A452-00-02- | 500mm |

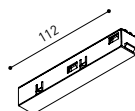


Connector options

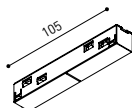
Connectors are required to provide electrical continuity between tracks, ensuring an uninterrupted 48V flow.

Surface

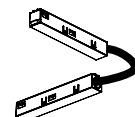
|                        |   |
|------------------------|---|
| Live-End Connector 48V |   |
| A338-00-01-            | N |



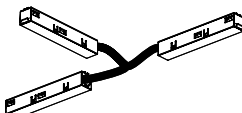
|                       |   |
|-----------------------|---|
| Central Connector 48V |   |
| A338-00-02-           | N |



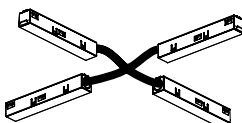
|                       |   |
|-----------------------|---|
| L-Joint Connector 48V |   |
| A338-00-12-           | N |



|                       |   |
|-----------------------|---|
| T-Joint Connector 48V |   |
| A450-00-07-           | N |

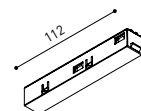


|                       |   |
|-----------------------|---|
| X-Joint Connector 48V |   |
| A450-00-08-           | N |

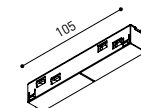


Trimless

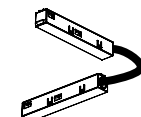
|                        |   |
|------------------------|---|
| Live-End Connector 48V |   |
| A338-00-01-            | N |



|                       |   |
|-----------------------|---|
| Central Connector 48V |   |
| A338-00-02-           | N |



|                       |   |
|-----------------------|---|
| L-Joint Connector 48V |   |
| A338-00-12-           | N |



COLOUR | N ■ RAL 9005 | W □ RAL 9016 |

Power Supply Options

Select the appropriate power feed to deliver 48V to the system based on your track layout and installation type.

For all tracks

| Constant Voltage<br>LED POWER SUPPLY | P    | V   | D (A x B x C)   |
|--------------------------------------|------|-----|-----------------|
| 0434-01-61*   N                      | 100W | 48V | 298 x 19 x 16mm |
| 0434-01-62                           | 150W | 48V | 350 x 30 x 18mm |
| 0434-01-80                           | 250W | 48V | 400 x 40 x 22mm |

220  
240 V~ | \*To be installed inside the track.

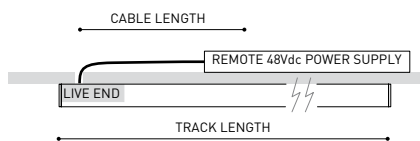


DROP VOLTAGE TABLE

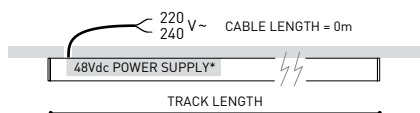
| POWER (W) | CABLE SECTION (mm²) | CABLE LENGTH (m) |    |    |    |
|-----------|---------------------|------------------|----|----|----|
|           |                     | 5                | 10 | 20 | 30 |
|           |                     | TRACK LENGTH (m) |    |    |    |
| 100       | 0,75                | 50               | 50 | X  | X  |
|           | 1,5                 | 50               | 50 | 40 | 25 |
| 150       | 0,75                | 40               | 15 | X  | X  |
|           | 1,5                 | 50               | 40 | 20 | X  |
| 250       | 0,75                | 20               | X  | X  | X  |
|           | 1,5                 | 35               | 20 | X  | X  |

Connection diagrams:

Surface

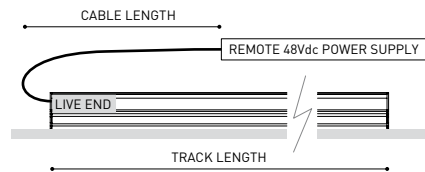


Remote driver installation

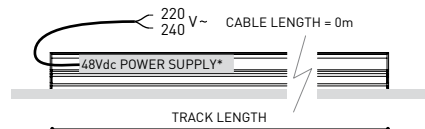


Integrated driver installation

Trimless

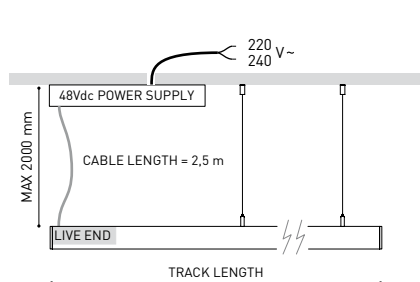


Remote driver installation

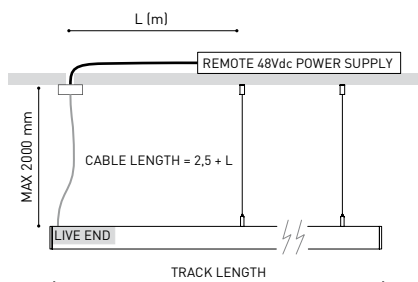


Integrated driver installation

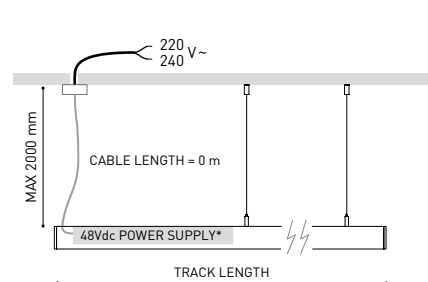
Suspension



Aside box



Remote driver installation



Integrated driver installation

COLOUR | N ■ RAL 9005 |

## Other accessories

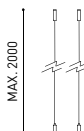
### Suspension components

For a suspended configuration, use surface components together with the following accessories:

#### Black Foster Suspension Kit (2 units)

A450-00-09- | NT | WT |

Suggested mounting accessories quantities:  
1000mm - 2 Pcs.  
2000mm - 2 Pcs.  
3000mm - 3 Pcs.



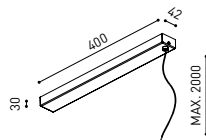
For aside box installation replace the power supply:

#### Wired Power Supply Case 48V

A338-00-25- | NT | WT | 150W NO DIM

A338-00-26- | NT | WT | 150W DIM

220  
240 V~  
INCL



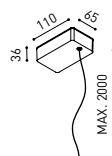
Required for remote or integrated driver installation:

#### Suspension Feed Kit 48V

A338-00-16- | N | W | NO DIM

A338-00-17- | N | W | DIM

For remote power supply



A338-00-27- | N | W | NO DIM

A338-00-28- | N | W | DIM

For power supply inside the track

### Wire trimless accessories

For installing the suspension system cleanly and discreetly — with no visible ceiling boxes or mounting elements.

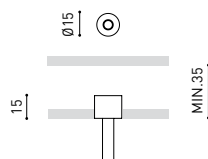
#### FEED

##### Mains Trimless\*

A023-00-01- | W | N | NO DIM

##### Mains Thick Trimless\*

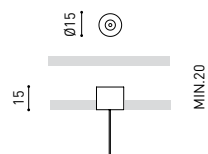
A023-00-02- | W | N | DIM



#### FASTENING

##### Steel Cable Trimless\*

A023-00-05- | W | N |



\* As many pieces as needed ACCORDING to your product

### Trimless mounting accessories

These accessories offer different options for installing trimless track systems according to ceiling type and project needs.

#### Track Fixation Kit

A219-21-06- | B |



#### Track Flush Ceiling Kit

A219-22-06- | B |



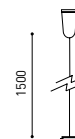
#### Track Clamp Kit for M6 ROD

A219-21-21- | B |



#### Track Suspension Kit

A219-21-10- | B |

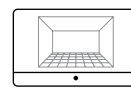


#### SUGGESTED MOUNTING ACCESSORIES QUANTITIES

1000 mm - 2 Pcs  
2000 mm - 2 Pcs  
3000 mm - 3 Pcs

#### TRIMLESS INSTALLATION GUIDE

<https://youtu.be/tgGsQdaYe-w>



#### PRODUCT CONFIGURATOR

Use our online configurator to design your own custom product layout. The tool will guide you through the process and automatically calculate the required drivers and accessories.

[Start your configuration →](#)

COLOUR | NT ■ RAL 9005 | WT □ RAL 9016 | N ■ RAL 9005 | W □ RAL 9016 | B □ RAL 9016 |



Fuente de luz (LED) reemplazable por un profesional autorizado

Replaceable (LED only) light source by an authorized professional.

Source lumineuse (LED) remplaçable par un professionnel agréé

Sorgente luminosa (LED) sostituibile da parte di un professionista autorizzato

Austauschbare (LED) Lichtquelle durch einen autorisierten Fachmann



Equipo de control reemplazable por un profesional autorizado

Replaceable control gear by an authorized professional

Dispositif de commande remplaçable par un professionnel agréé

Alimentatore sostituibile da parte di un professionista autorizzato

Auswechselbares Betriebsgerät durch autorisierten Fachmann

## Instrucciones para el final de vida y la eliminación de los componentes:

### Instructions on end-of-life and component disposal:

### Instructions pour la gestion des composants en fin de vie et leur mise au rebut :

### Istruzioni per il fine vita e lo smaltimento dei componenti:

### Anweisungen zur entsorgung der Leuchtenkomponenten:



Interrumpir la alimentación del aparato  
Cut the power supply to the luminaire  
Couper l'alimentation du luminaire  
Interrompere l'alimentazione dell'apparecchio  
Stromversorgung der Leuchte unterbrechen



Quitar la(s) fuente(s) de luz para el desecho  
Remove light source(s) for disposal  
Retirer la (les) source(s) lumineuse(s) pour l'élimination  
Rimuovere la/le sorgente/e di luce per lo smaltimento  
Lichtquelle(n) zur Entsorgung entfernen



Quitar la batería para el desecho  
Remove the battery for decommissioning  
Retirer la batterie pour sa mise au rebut  
Rimuovere la batteria per la dismissione  
Die Batterie ordnungsgemäß entsorgen



Quitar el equipo de control para el desecho  
Remove control gear for disposal  
Retirer le dispositif de commande pour l'élimination  
Rimuovere l'alimentatore per lo smaltimento  
Betriebsgerät zur Entsorgung ausbauen

Enviar los materiales a un centro de recogida RAEE  
Send the materials to a WEEE collection centre  
Envoyer les matériaux dans une déchetterie DEEE  
Inviare i materiali ad un centro di raccolta RAEE  
Die Materialien in einem WEEE-Zentrum entsorgen

