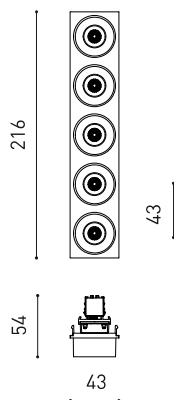


Black Foster Custom Module

ARKOSLIGHT



Dimensions



Accessories



CUSTOM & MOUNTING
ACCESSORIES

Awards



INTERIOR
DESIGN

PRODUCT

Name	BLACK FOSTER CUSTOM MODULE 5 FLOOD 2700K NMG
Reference	A4534010NMG
Color	Black-Metallized gold
RAL	Metallic finish
Category	CUSTOM SYSTEMS

LIGHT SOURCE

Type	LED
Gross luminous flux	950 lm
Colour temperature	2700 K
Chromatic stability	MacAdam Step 3
Colour Rendering Index	CRI>90
Power	10,5 W
Efficacy	90 lm/W
LED lifespan	L90B10 >102.000h
Energy efficiency class	G

LIGHTING FIXTURE | PHOTOMETRIC DATA

Lighting efficiency	92%
Light beam angle	38°

LIGHTING FIXTURE | ELECTRICAL DATA

Driver	Included
Power values of the system	11,71 W
Dimming	No Dim
Electrical insulation class	II

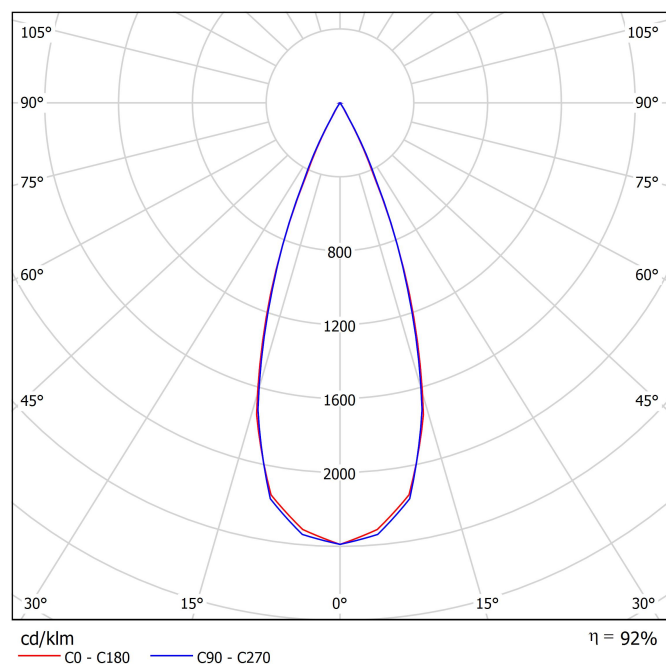
OTHER DATA

Sealing	IP20
Wireless control	Please Consult
Track type	Black Foster Track
Weight	165 g
Packaged weight	230 g
Units per package	1
Materials	Aluminium / Acrylonitrile Butadiene Styrene / Polycarbonate

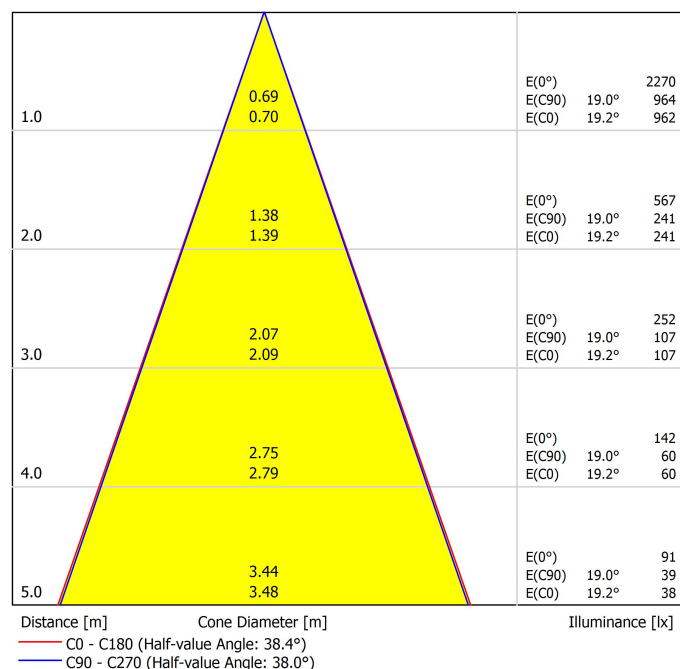


Black Foster is the lighting fixture that transfers the applauded "The Invisible Black" effect to a linear system. Black Foster is composed of a series of combinable modules enabling the alternation of segments with light emission and without light emission. However, whether it is ON or OFF, this luminaire always keeps the aesthetics of a perfect dark line. To the observer, it is impossible to distinguish between Black Foster parts that emit light from those that don't. Black Foster's modularity provides a wide range of different combinations, allowing to set up the light emission location as many times as needed, and adapting itself to the requirements of each project in particular.

Polar diagram



Conical diagram



UGR

Glare Evaluation According to UGR												
Room Ceiling	70	70	50	50	30	70	70	50	50	30	70	70
Room Walls	50	30	50	30	30	50	30	50	30	30	50	30
Room Floor	20	20	20	20	20	20	20	20	20	20	20	20
Room Size X Y	Viewing direction at right angles to lamp axis					Viewing direction parallel to lamp axis						
2H	2H	-13.7	-13.1	-13.5	-12.9	-12.7	-14.6	-14.0	-14.4	-13.8	-13.6	
3H	3H	-7.4	-6.9	-7.2	-6.6	-6.4	-7.3	-6.7	-7.0	-6.5	-6.3	
4H	4H	-3.9	-3.4	-3.6	-3.1	-2.9	-3.4	-2.8	-3.1	-2.6	-2.3	
6H	6H	-0.3	0.2	0.0	0.5	0.8	0.1	0.6	0.4	0.9	1.1	
8H	8H	1.6	2.0	1.9	2.3	2.6	1.9	2.4	2.2	2.7	2.9	
12H	12H	3.6	4.0	3.9	4.3	4.6	3.9	4.4	4.3	4.7	5.0	
4H	2H	-11.2	-10.6	-10.9	-10.4	-10.1	-11.5	-11.0	-11.2	-10.7	-10.5	
3H	3H	-5.2	-4.7	-4.9	-4.4	-4.1	-5.0	-4.6	-4.7	-4.3	-4.0	
4H	4H	-1.8	-1.4	-1.4	-1.1	-0.7	-1.3	-0.9	-1.0	-0.6	-0.3	
6H	6H	1.8	2.1	2.2	2.5	2.8	2.1	2.4	2.5	2.8	3.1	
8H	8H	3.6	3.9	4.1	4.3	4.7	3.9	4.2	4.3	4.6	5.0	
12H	12H	5.7	5.9	6.1	6.3	6.8	6.0	6.2	6.4	6.6	7.1	
8H	4H	-0.2	0.0	0.2	0.4	0.8	0.0	0.3	0.4	0.7	1.1	
6H	6H	3.4	3.6	3.8	4.0	4.5	3.6	3.8	4.0	4.2	4.7	
8H	8H	5.4	5.5	5.8	6.0	6.5	5.6	5.7	6.0	6.2	6.7	
12H	12H	7.5	7.7	8.0	8.1	8.6	7.8	7.9	8.3	8.4	8.9	
12H	4H	0.3	0.5	0.7	0.9	1.3	0.5	0.8	0.9	1.2	1.6	
6H	6H	4.0	4.2	4.5	4.6	5.1	4.2	4.3	4.6	4.8	5.2	
8H	8H	6.1	6.2	6.6	6.7	7.2	6.2	6.4	6.7	6.8	7.3	
Variation of the observer position for the luminaires distances S												
S = 1.0H		+0.9	/	-0.3			+1.3	/	-0.4			
S = 1.5H		+1.9	/	-0.6			+2.7	/	-0.7			
S = 2.0H		+3.1	/	-0.8			+4.2	/	-1.0			
Standard table		---					---					
Correction Summand		---					---					
Corrected Glare Indices referring to 950lm Total Luminous Flux												

Black Foster Custom System components

ARKOSLIGHT

Black Foster Custom System is a modular 48V lighting system designed to create tailored lighting setups by combining tracks, connectors, lighting modules, and accessories. Ideal for architectural and retail projects that demand flexibility, minimalist design, and high performance.

To configure the Black Foster Custom System, you'll need to combine the following components:

- 1. Tracks – Available in surface, trimless, or suspended versions (using suspension accessories with the surface track), they form the structural and electrical base of the system.
- 2. Connectors & Power Supply – Join track sections and provide 48V power input.
- 3. Accessories – Including end caps, joining elements, mounting accessories, and alternative installation parts to secure and finish the system.

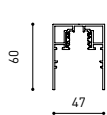


Track Options

Choose the track version required for your project configuration.

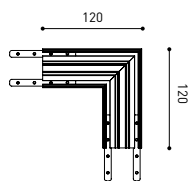
Surface

BLACK FOSTER Custom Surface 1m	A452-01-00- NT WT
BLACK FOSTER Custom Surface 2m	A452-02-00- NT WT
BLACK FOSTER Custom Surface 3m	A452-03-00- NT WT

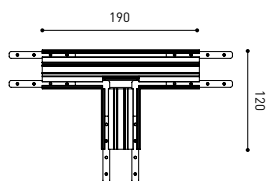


BLACK FOSTER Custom Surface L-Joint	A452-04-00- NT WT
BLACK FOSTER Custom Surface T-Joint	A452-05-00- NT WT
BLACK FOSTER Custom Surface X-Joint	A452-06-00- NT WT

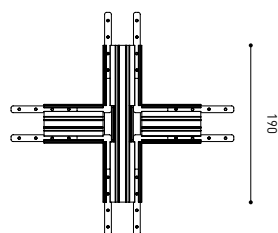
L-JOINT



T-JOINT

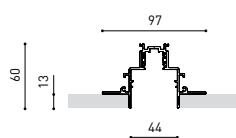


X-JOINT

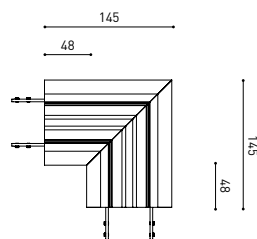


Trimless

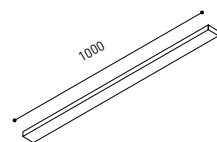
BLACK FOSTER Custom Trimless 1m	A458-01-00- N
BLACK FOSTER Custom Trimless 2m	A458-02-00- N
BLACK FOSTER Custom Trimless 3m	A458-03-00- N



BLACK FOSTER Custom Trimless L-Joint	A458-04-00- N
--------------------------------------	-----------------



BLACK FOSTER Custom Trimless Plaster Installation Guard 1m	A458-05-00
--	------------



TRIMLESS INSTALLATION GUIDE
<https://youtu.be/tgGsQdaYe-w>



COLOUR | NT ■ RAL 9005 | WT □ RAL 9016 | N ■ RAL 9005 |

Electrical connections are not included. Please choose the required components from the Connectors section.

Calle N, s/n - Pol. Ind. El Oliveral
46394 Ribarroja del Turia-Valencia (Spain)
info@arkoslight.com - www.arkoslight.com



Complementary track accessories

Use end caps, joiners, and gap covers to connect, close, and cleanly finish your track setup.

Surface

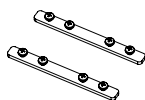
BLACK FOSTER Custom Surface			
End	A452-00-03-	N	W



BLACK FOSTER Custom Surface			
End Feed	A452-00-04-	N	W



BLACK FOSTER Custom Surface			
Straight Joiner	A452-00-05		



Trimless

BLACK FOSTER Custom Trimless End			
A458-00-01-	N		
Cover Thickness = 2 mm.			



BLACK FOSTER Custom Trimless End Feed			
A458-00-02-	N		
Cover Thickness = 2 mm.			

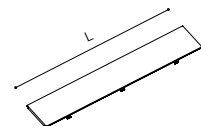


BLACK FOSTER Straight Joiner			
A317-00-06			



For all tracks

			L
BLACK FOSTER Custom Cover Gap 250	A452-00-01-	N	250mm
BLACK FOSTER Custom Cover Gap 500	A452-00-02-	N	500mm

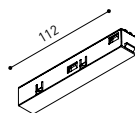


Connector options

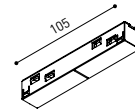
Connectors are required to provide electrical continuity between tracks, ensuring an uninterrupted 48V flow.

Surface

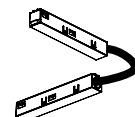
Live-End Connector 48V			
A338-00-01-	N		



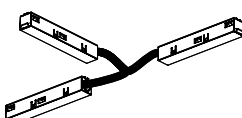
Central Connector 48V			
A338-00-02-	N		



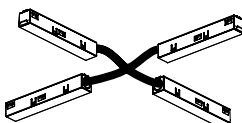
L-Joint Connector 48V			
A338-00-12-	N		



T-Joint Connector 48V			
A450-00-07-	N		

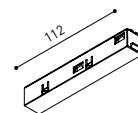


X-Joint Connector 48V			
A450-00-08-	N		

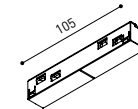


Trimless

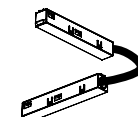
Live-End Connector 48V			
A338-00-01-	N		



Central Connector 48V			
A338-00-02-	N		



L-Joint Connector 48V			
A338-00-12-	N		



Power Supply Options

Select the appropriate power feed to deliver 48V to the system based on your track layout and installation type.

For all tracks

Constant Voltage LED POWER SUPPLY	P	V	D (A x B x C)
0434-01-61* N	100W	48V	298 x 19 x 16mm
0434-01-62	150W	48V	350 x 30 x 18mm
0434-01-80	250W	48V	400 x 40 x 22mm

220 V~ | 240 V~ | *To be installed inside the track.

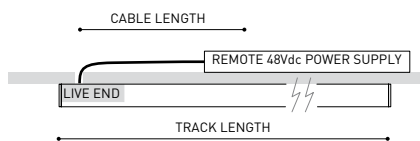


DROP VOLTAGE TABLE

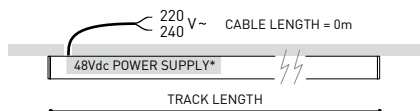
POWER (W)	CABLE SECTION (mm²)	CABLE LENGTH (m)			
		5	10	20	30
		TRACK LENGTH (m)			
100	0,75	50	50	X	X
	1,5	50	50	40	25
150	0,75	40	15	X	X
	1,5	50	40	20	X
250	0,75	20	X	X	X
	1,5	35	20	X	X

Connection diagrams:

Surface

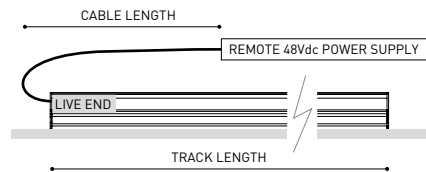


Remote driver installation

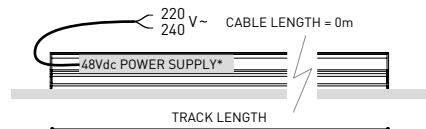


Integrated driver installation

Trimless

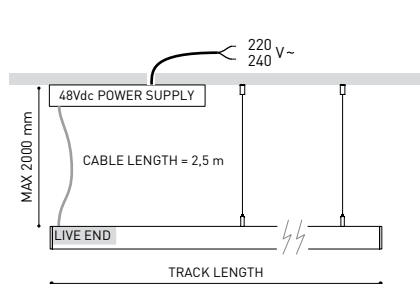


Remote driver installation

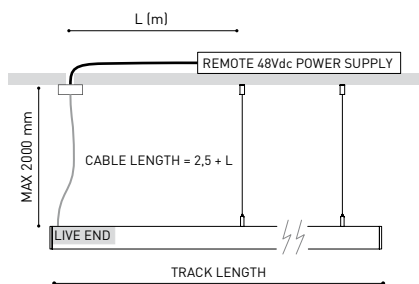


Integrated driver installation

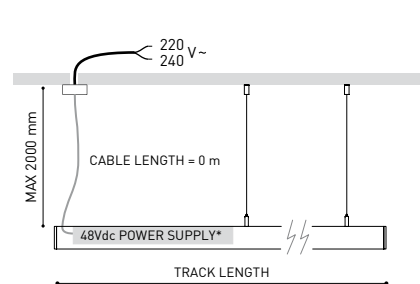
Suspension



Aside box



Remote driver installation



Integrated driver installation

COLOUR | N ■ RAL 9005 |

Other accessories

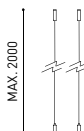
Suspension components

For a suspended configuration, use surface components together with the following accessories:

Black Foster Suspension Kit (2 units)

A450-00-09- | NT | WT |

Suggested mounting accessories quantities:
1000mm - 2 Pcs.
2000mm - 2 Pcs.
3000mm - 3 Pcs.



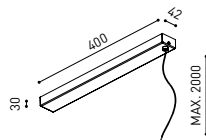
For aside box installation replace the power supply:

Wired Power Supply Case 48V

A338-00-25- | NT | WT | 150W NO DIM

A338-00-26- | NT | WT | 150W DIM

220
240 V~
INCL



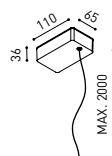
Required for remote or integrated driver installation:

Suspension Feed Kit 48V

A338-00-16- | N | W | NO DIM

A338-00-17- | N | W | DIM

For remote power supply



A338-00-27- | N | W | NO DIM

A338-00-28- | N | W | DIM

For power supply inside the track

Wire trimless accessories

For installing the suspension system cleanly and discreetly — with no visible ceiling boxes or mounting elements.

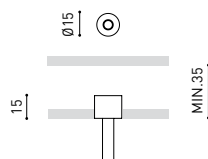
FEED

Mains Trimless*

A023-00-01- | W | N | NO DIM

Mains Thick Trimless*

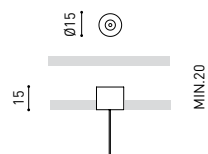
A023-00-02- | W | N | DIM



FASTENING

Steel Cable Trimless*

A023-00-05- | W | N |



* As many pieces as needed ACCORDING to your product

Trimless mounting accessories

These accessories offer different options for installing trimless track systems according to ceiling type and project needs.

Track Fixation Kit

A219-21-06- | B |



Track Flush Ceiling Kit

A219-22-06- | B |



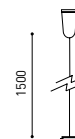
Track Clamp Kit for M6 ROD

A219-21-21- | B |



Track Suspension Kit

A219-21-10- | B |

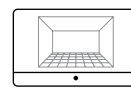


SUGGESTED MOUNTING ACCESSORIES QUANTITIES

1000 mm - 2 Pcs
2000 mm - 2 Pcs
3000 mm - 3 Pcs

TRIMLESS INSTALLATION GUIDE

<https://youtu.be/tgGsQdaYe-w>



PRODUCT CONFIGURATOR

Use our online configurator to design your own custom product layout. The tool will guide you through the process and automatically calculate the required drivers and accessories.

[Start your configuration →](#)

COLOUR | NT ■ RAL 9005 | WT □ RAL 9016 | N ■ RAL 9005 | W □ RAL 9016 | B □ RAL 9016 |



Fuente de luz (LED) reemplazable por un profesional autorizado

Replaceable (LED only) light source by an authorized professional.

Source lumineuse (LED) remplaçable par un professionnel agréé

Sorgente luminosa (LED) sostituibile da parte di un professionista autorizzato

Austauschbare (LED) Lichtquelle durch einen autorisierten Fachmann



Equipo de control reemplazable por un profesional autorizado

Replaceable control gear by an authorized professional

Dispositif de commande remplaçable par un professionnel agréé

Alimentatore sostituibile da parte di un professionista autorizzato

Auswechselbares Betriebsgerät durch autorisierten Fachmann

Instrucciones para el final de vida y la eliminación de los componentes:

Instructions on end-of-life and component disposal:

Instructions pour la gestion des composants en fin de vie et leur mise au rebut :

Istruzioni per il fine vita e lo smaltimento dei componenti:

Anweisungen zur entsorgung der Leuchtenkomponenten:



Interrumpir la alimentación del aparato
Cut the power supply to the luminaire
Couper l'alimentation du luminaire
Interrompere l'alimentazione dell'apparecchio
Stromversorgung der Leuchte unterbrechen



Quitar la(s) fuente(s) de luz para el desecho
Remove light source(s) for disposal
Retirer la (les) source(s) lumineuse(s) pour l'élimination
Rimuovere la/le sorgente/e di luce per lo smaltimento
Lichtquelle(n) zur Entsorgung entfernen



Quitar la batería para el desecho
Remove the battery for decommissioning
Retirer la batterie pour sa mise au rebut
Rimuovere la batteria per la dismissione
Die Batterie ordnungsgemäß entsorgen



Quitar el equipo de control para el desecho
Remove control gear for disposal
Retirer le dispositif de commande pour l'élimination
Rimuovere l'alimentatore per lo smaltimento
Betriebsgerät zur Entsorgung ausbauen

Enviar los materiales a un centro de recogida RAEE
Send the materials to a WEEE collection centre
Envoyer les matériaux dans une déchetterie DEEE
Inviare i materiali ad un centro di raccolta RAEE
Die Materialien in einem WEEE-Zentrum entsorgen

